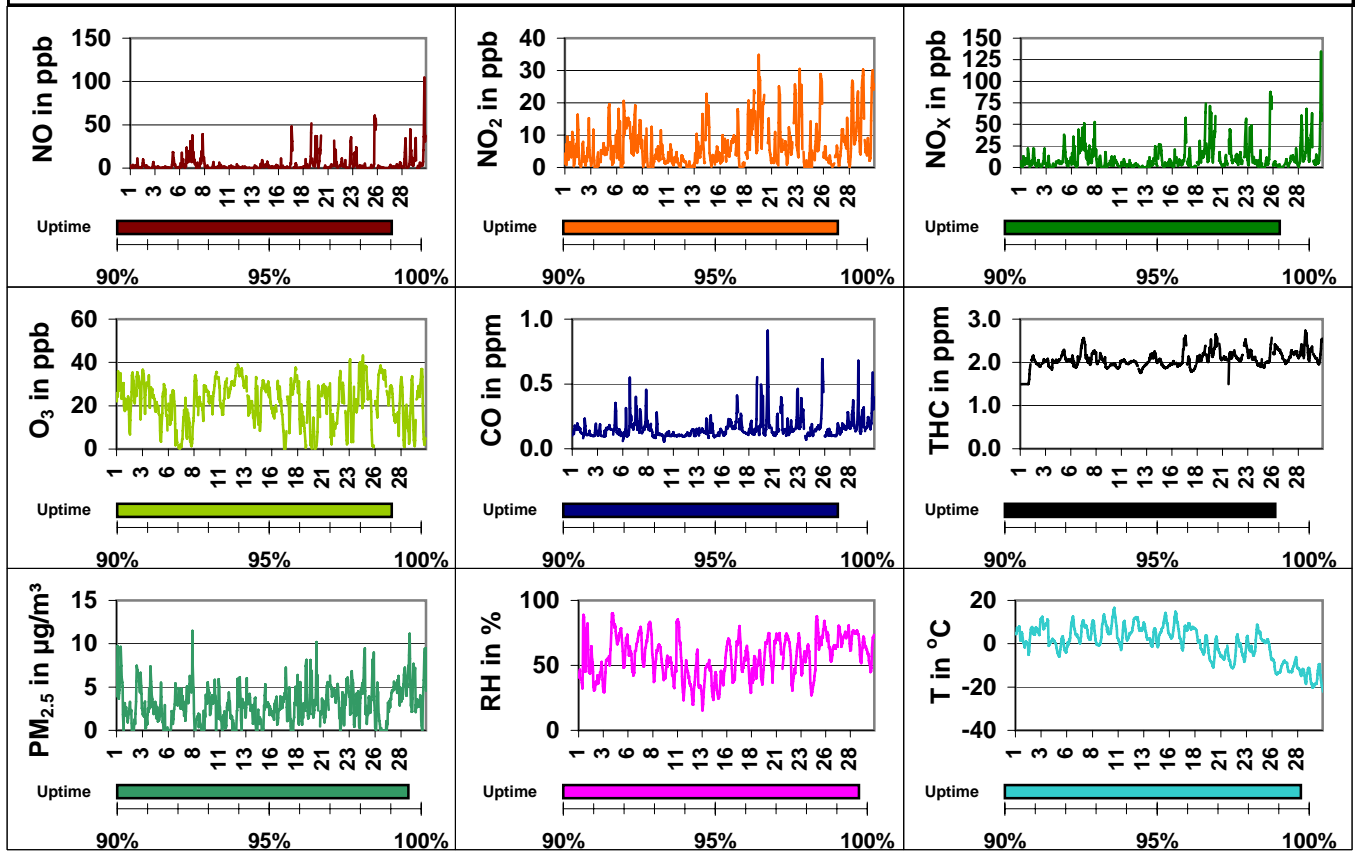
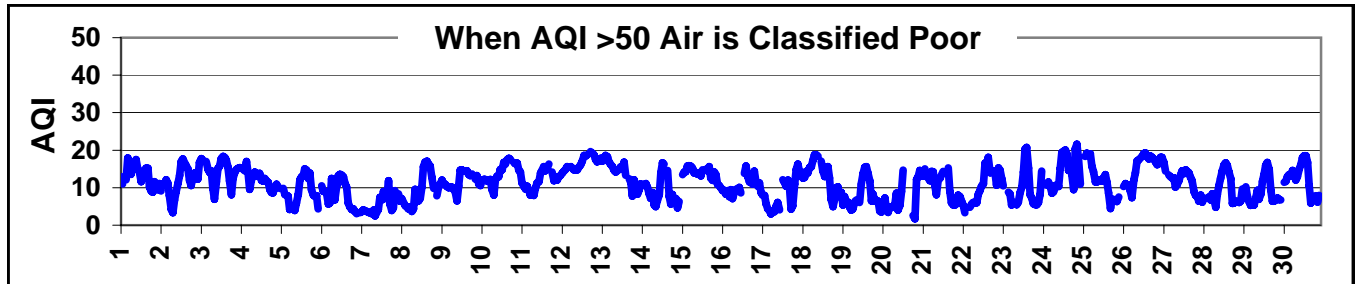


# PAS - November 2007 Crescent Heights Station Report

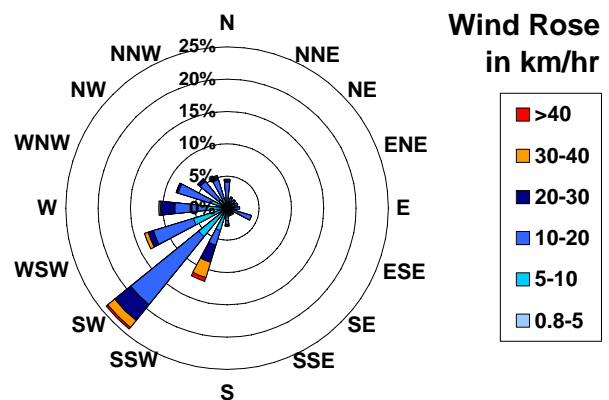
	Avg	1-hour			24-hour		
		Max	Objective	Max Day and Time	Max	Objective	Max Day
NO (ppb)	5	104	-	Nov-30 18:00	15	-	Nov-30
NO <sub>2</sub> (ppb)	7	35	212	Nov-19 18:00	17	106	Nov-19
NO <sub>x</sub> (ppb)	11	134	-	Nov-30 18:00	29	-	Nov-19
O <sub>3</sub> (ppb)	22	43	82	Nov-24 20:00	33	-	Nov-12
CO (ppm)	0.2	0.9	13.0	Nov-20 09:00	0.3	-	Nov-25
THC (ppm)	2.1	2.7	-	Nov-29 05:00	2.3	-	Nov-29
PM <sub>2.5</sub> µg/m <sup>3</sup>	3.0	11.5	-	Nov-08 08:00	5.5	30	Nov-29



## Update Summary

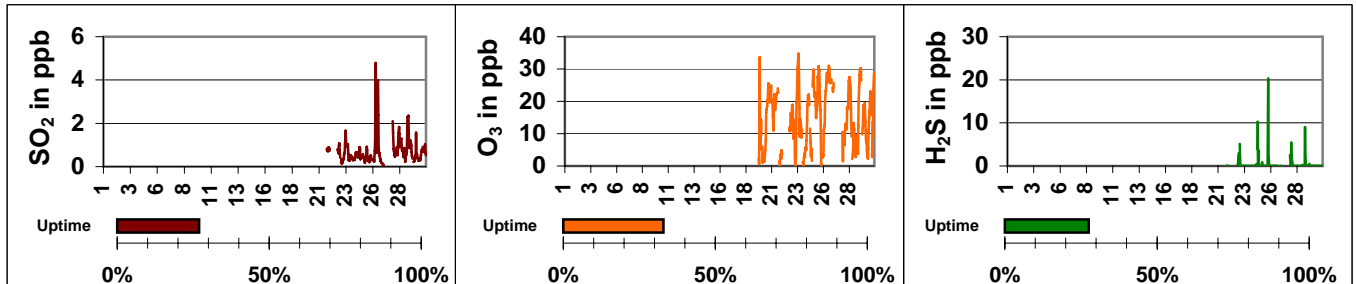
The Rover Station is on site near Brooks, and as of November 21 data has been collected (refer to the second page)

The Stations (Crescent Heights and the Rover) were audited by Alberta Environment during the first week of December. Preliminary results from the audit have been overall positive.



# PAS - November 2007 Rover Station Report (near Brooks)

	Avg	1-hour			24-hour		
		Max	Objective	Max Day and Time	Max	Objective	Max Day
SO <sub>2</sub> (ppb)	0.7	4.8	172	Nov-26 06:00	1.2	57	Nov-26
O <sub>3</sub> (ppb)	15.1	34.7	82	Nov-23 14:00	23.2	-	Nov-26
H <sub>2</sub> S (ppb)	0.4	20.3	10	Nov-25 18:00	1.0	3	Nov-25



## Update Summary

There were two exceedances of the H<sub>2</sub>S Alberta Ambient Air Quality Objective (10 ppb for 1-hr).  
 Nov 24th (18:00-19:00) H<sub>2</sub>S=11.9 ppb, WS=6.4 km/hr  
 WD=SSW - AENV REF# 195452  
 Nov 25th (18:00-19:00) H<sub>2</sub>S=22.3 ppb, WS=5.9 km/hr  
 WD=WNW - AENV REF# 195621

Station began collection on Nov 21, 2007, as such the uptime relates to an entire month of monitoring.

