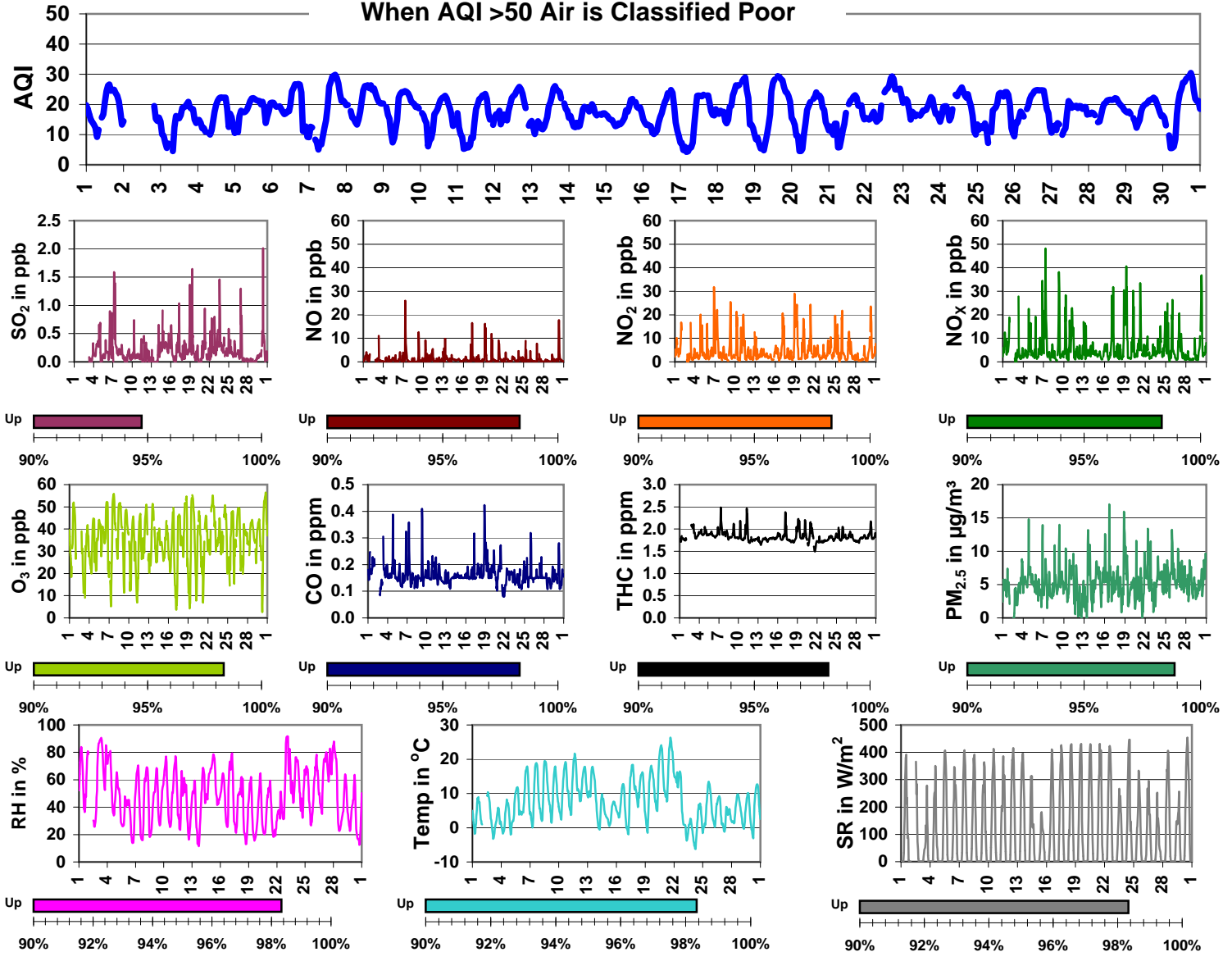


Palliser Airshed Society - April 2009 Summary Report

	Average	Uptime	1-hour			24-hour			Exceed	
			Max	Objective	Time	Max	Objective	Day	1hr	24hr
SO ₂ (ppb)	0.2	94.7%	2.0	172	Apr-30 08:00	0.4	57	Apr-23	0	0
NO (ppb)	1.2	98.3%	26.0	-	Apr-07 07:00	3.0	-	Apr-07	0	0
NO ₂ (ppb)	4.6	98.3%	31.7	212	Apr-06 20:00	7.9	106	Apr-19	0	0
NO _x (ppb)	5.9	98.3%	48.1	-	Apr-07 07:00	10.2	-	Apr-19	0	0
O ₃ (ppb)	35.1	98.3%	56.5	82	Apr-30 18:00	42.1	-	Apr-22	0	0
CO (ppm)	0.16	98.3%	0.42	13.0	Apr-18 21:00	0.20	-	Apr-18	0	0
THC (ppm)	1.83	98.2%	2.49	-	Apr-07 07:00	1.98	-	Apr-07	0	0
PM _{2.5} µg/m ³	5.2	98.9%	17.1	-	Apr-16 17:00	6.9	30	Apr-16	0	0

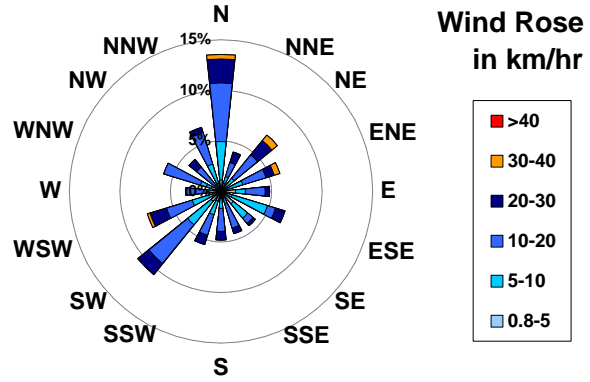
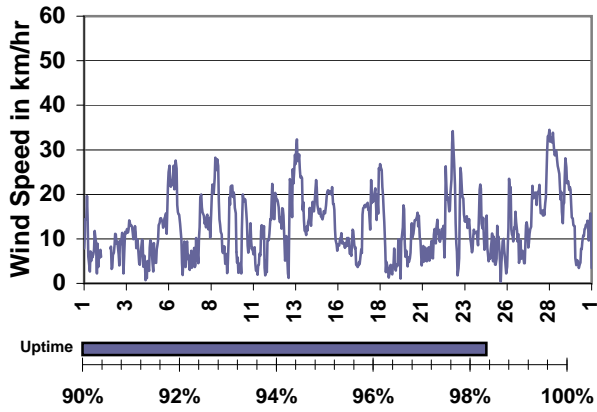
When AQI >50 Air is Classified Poor



Update Summary

- Rover station is being recertified by the National Trailer and Safety Check - will be transported to the Jenner site
- Annual General Meeting coming up June 5, 2009 in Medicine Hat
- Meetings with potential expansion stakeholders are being arranged
- A Sulphur Dioxide (SO₂) analyzer has been installed on April 2, 2009 at the Crescent Heights Station
- PAS website changed to www.palliserairshed.com

Palliser Airshed Society - April 2009 Summary Report

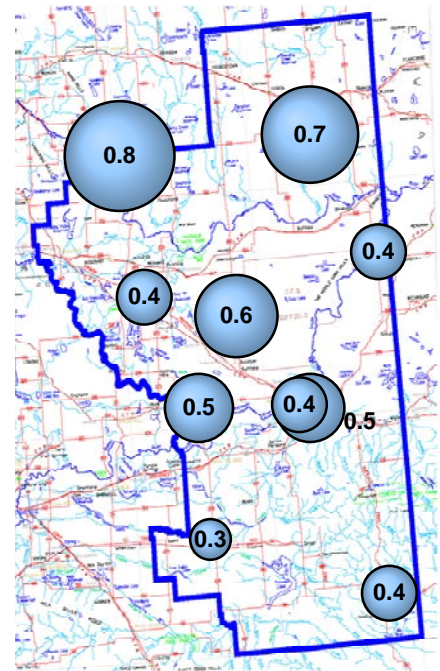
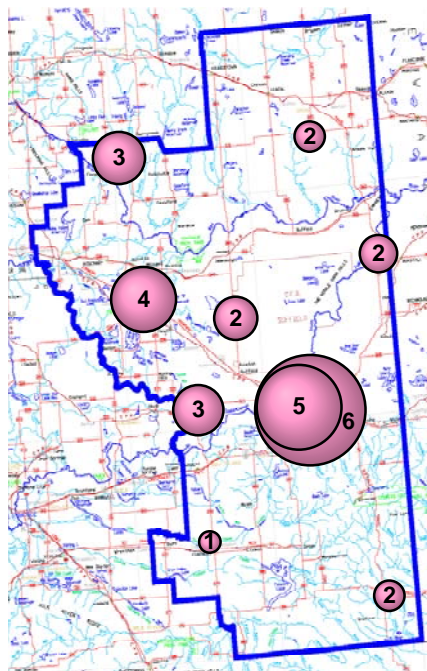
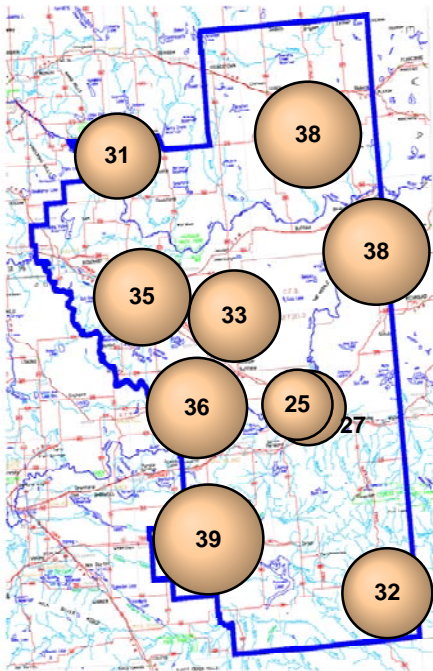


April 2009 - Passive Sampling Results throughout the PAS Zone

O3 Passives (in ppb)

NO2 Passives (in ppb)

SO2 Passives (in ppb)



No rover data available this month.