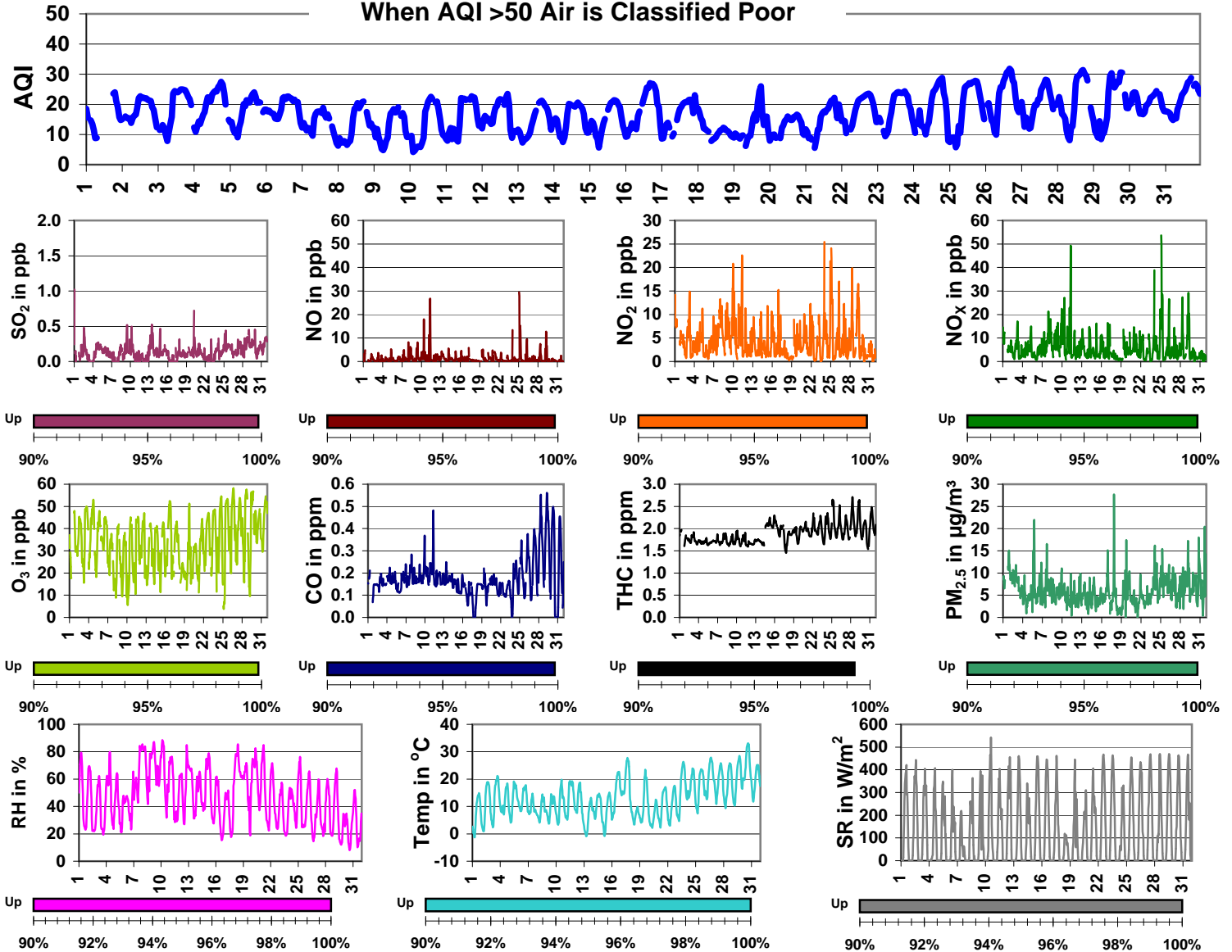


Palliser Airshed Society - June 2009 Summary Report

	Average	Uptime	1-hour			24-hour			Exceed	
			Max	Objective	Time	Max	Objective	Day	1hr	24hr
SO ₂ (ppb)	0.1	99.9%	1.0	172	May-01 01:00	0.3	57	May-29	0	0
NO (ppb)	1.3	99.9%	29.5	-	May-25 02:00	4.3	-	May-25	0	0
NO ₂ (ppb)	4.3	99.9%	25.4	212	May-24 01:00	7.7	106	May-09	0	0
NO _x (ppb)	5.6	99.9%	53.6	-	May-25 02:00	10.4	-	May-25	0	0
O ₃ (ppb)	33.5	99.9%	58.2	82	May-26 16:00	43.5	-	May-26	0	0
CO (ppm)	0.18	99.9%	0.56	13.0	May-29 07:00	0.36	-	May-29	0	0
THC (ppm)	1.89	99.3%	2.71	-	May-28 07:00	2.18	-	May-28	0	0
PM _{2.5} µg/m ³	6.0	99.9%	27.7	-	May-17 22:00	9.4	30	May-02	0	0

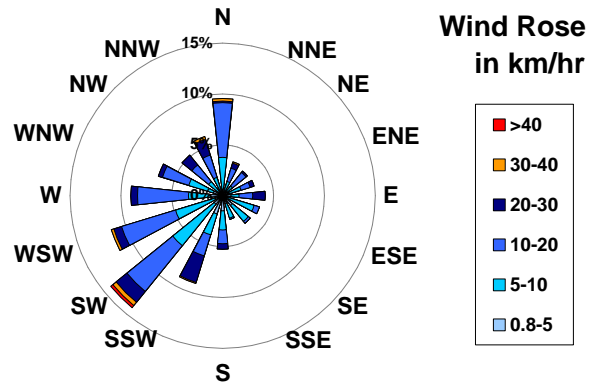
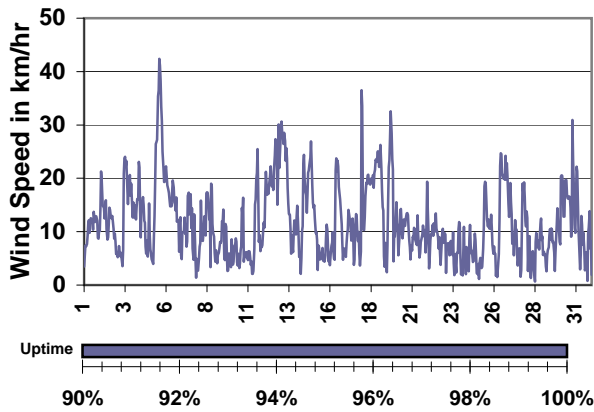
When AQI >50 Air is Classified Poor



Update Summary

- Annual General Meeting coming up June 5, 2009 in Medicine Hat
- A large of spike of suspect data was removed on May 17 (5:00am) from all pollutants, but no removal from Met data
- Two potnetial stackholder meetings were held, both show an interest in futher discussions, more meetings are arranged for June
- PAS website changed to www.palliserairshed.com

Palliser Airshed Society - June 2009 Summary Report

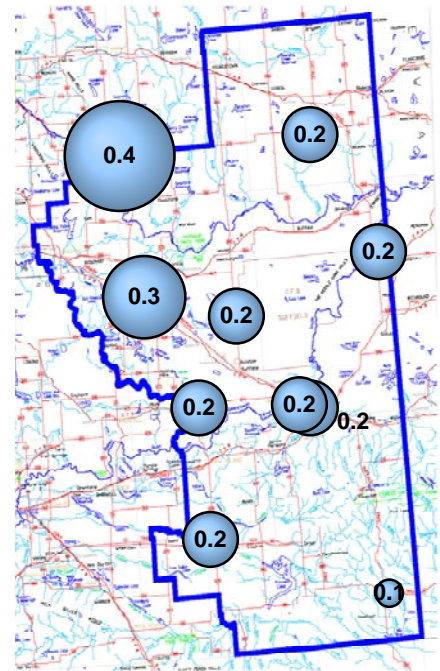
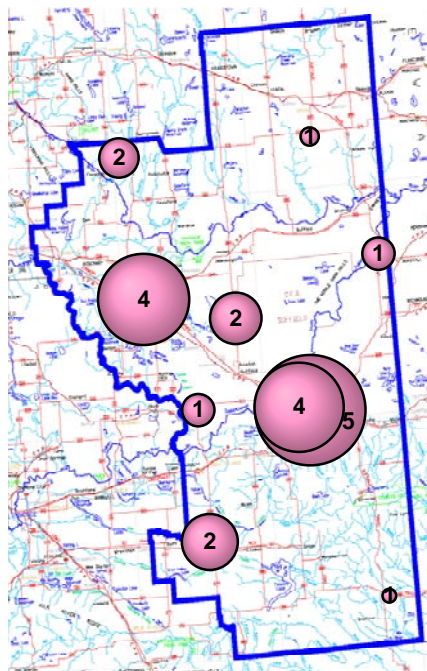
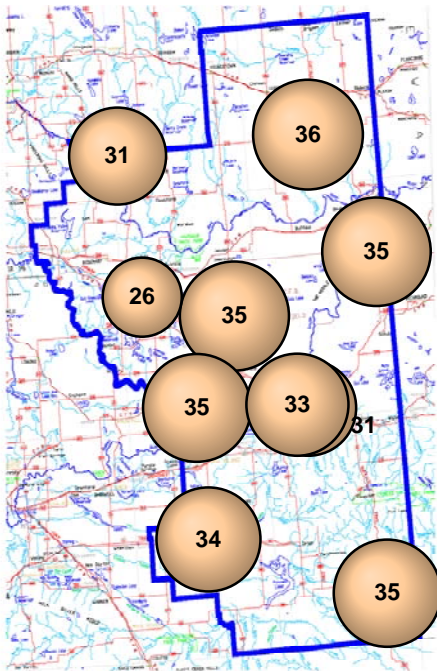


May 2009 - Passive Sampling Results throughout the PAS Zone

O3 Passives (in ppb)

NO2 Passives (in ppb)

SO2 Passives (in ppb)



No rover data available this month.