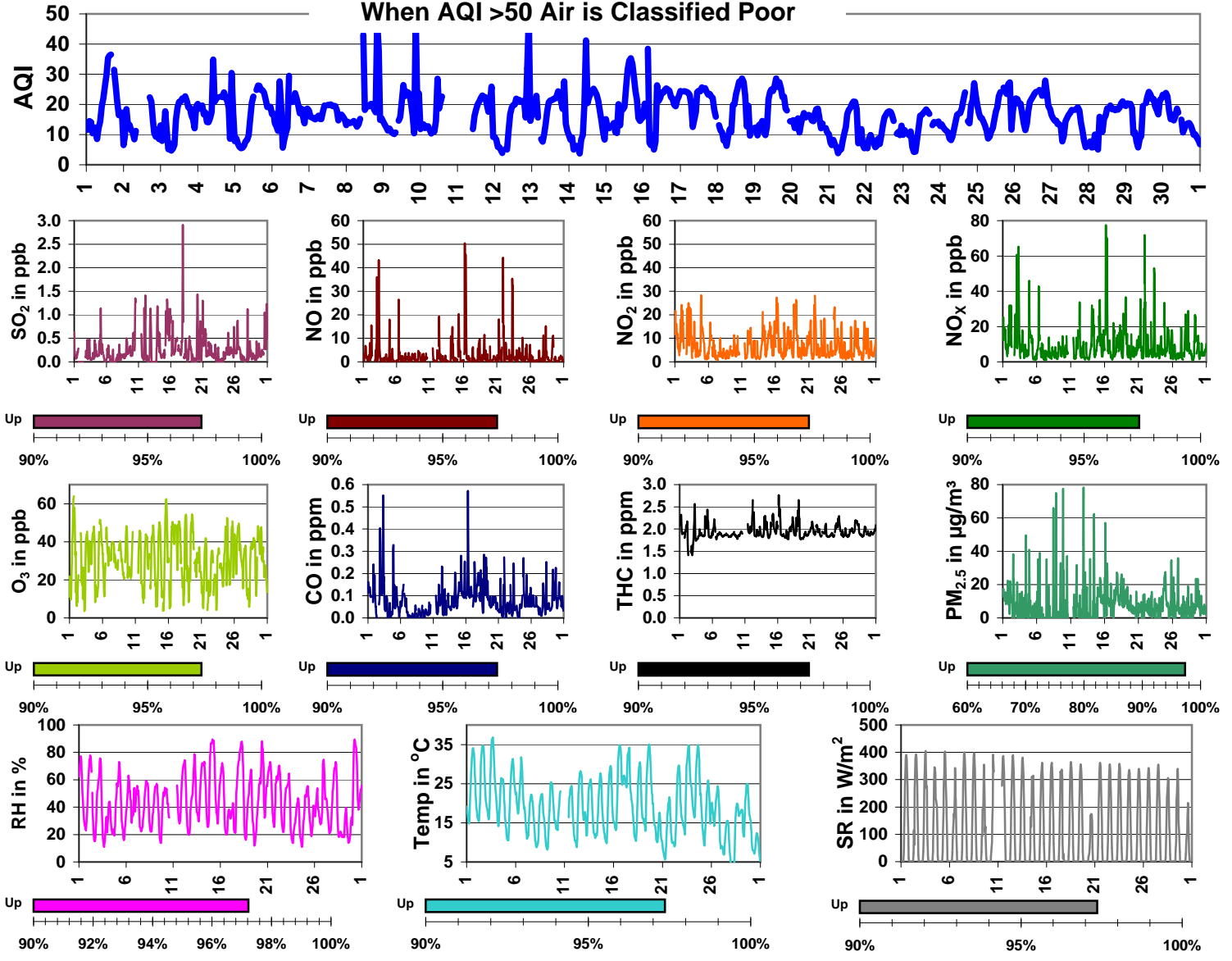


Palliser Airshed Society - September 2009 Summary Report

	Average	Uptime	1-hour			24-hour			Exceed	
			Max	Objective	Time	Max	Objective	Day	1hr	24hr
SO ₂ (ppb)	0.3	97.4%	2.9	172	Sep-17 21:00	0.8	57	Sep-15	0	0
NO (ppb)	2.5	97.4%	50.5	-	Sep-16 05:00	7.4	-	Sep-16	0	0
NO ₂ (ppb)	6.9	97.4%	28.3	212	Sep-04 22:00	11.4	106	Sep-03	0	0
NO _x (ppb)	9.4	97.4%	77.4	-	Sep-16 05:00	18.5	-	Sep-03	0	0
O ₃ (ppb)	30.7	97.4%	63.9	82	Sep-01 16:00	43.0	-	Sep-17	0	0
CO (ppm)	0.08	97.4%	0.57	13.0	Sep-16 08:00	0.15	-	Sep-16	0	0
THC (ppm)	1.94	97.4%	2.77	-	Sep-16 04:00	2.07	-	Sep-15	0	0
PM _{2.5} µg/m ³	8.3	97.4%	78.2	-	Sep-12 22:00	13.2	30	Sep-16	0	0

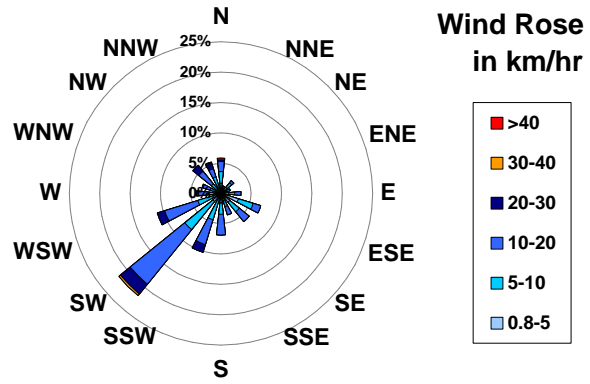
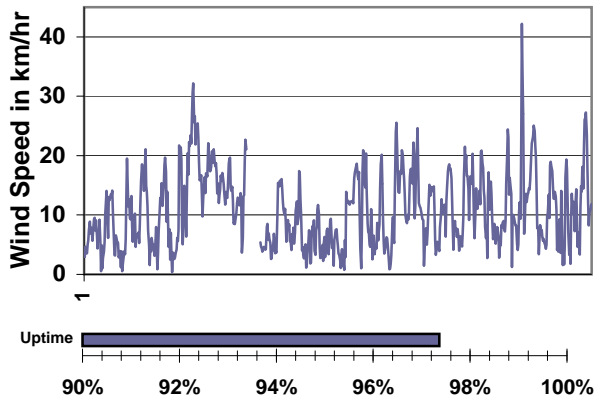
When AQI >50 Air is Classified Poor



Update Summary

- The Rover Station will be up and running in October 2009
- PAS website changed to www.palliserairshed.com

Palliser Airshed Society - September 2009 Summary Report

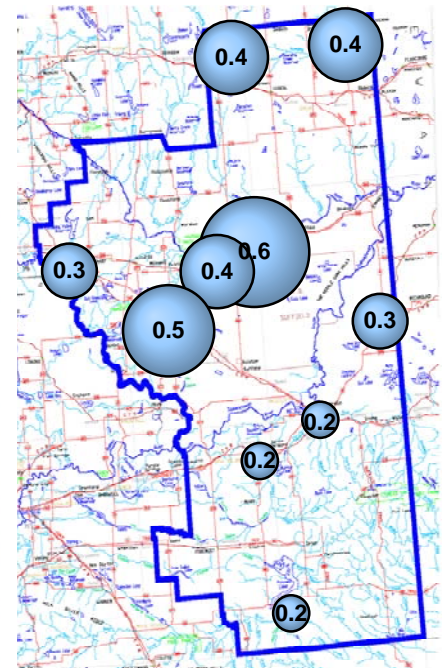
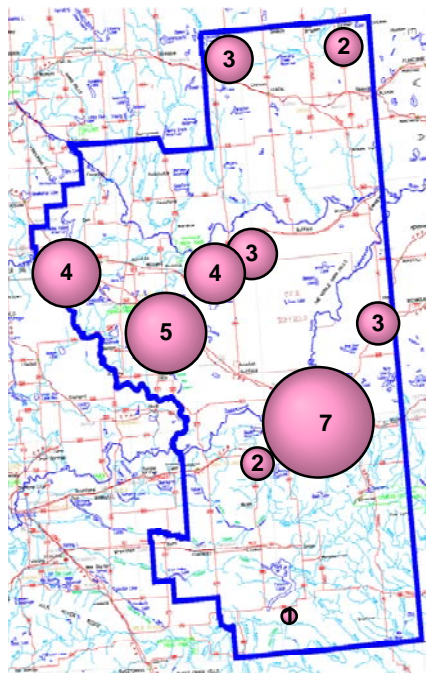
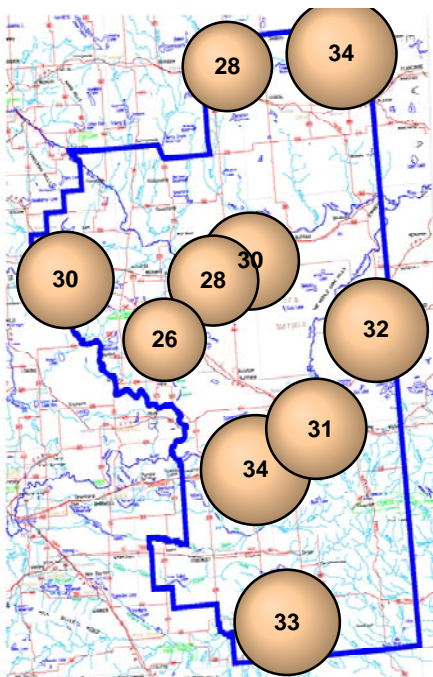


September 2009 - Passive Sampling Results throughout the PAS Zone

O3 Passives (in ppb)

NO2 Passives (in ppb)

SO2 Passives (in ppb)



No rover data available this month.