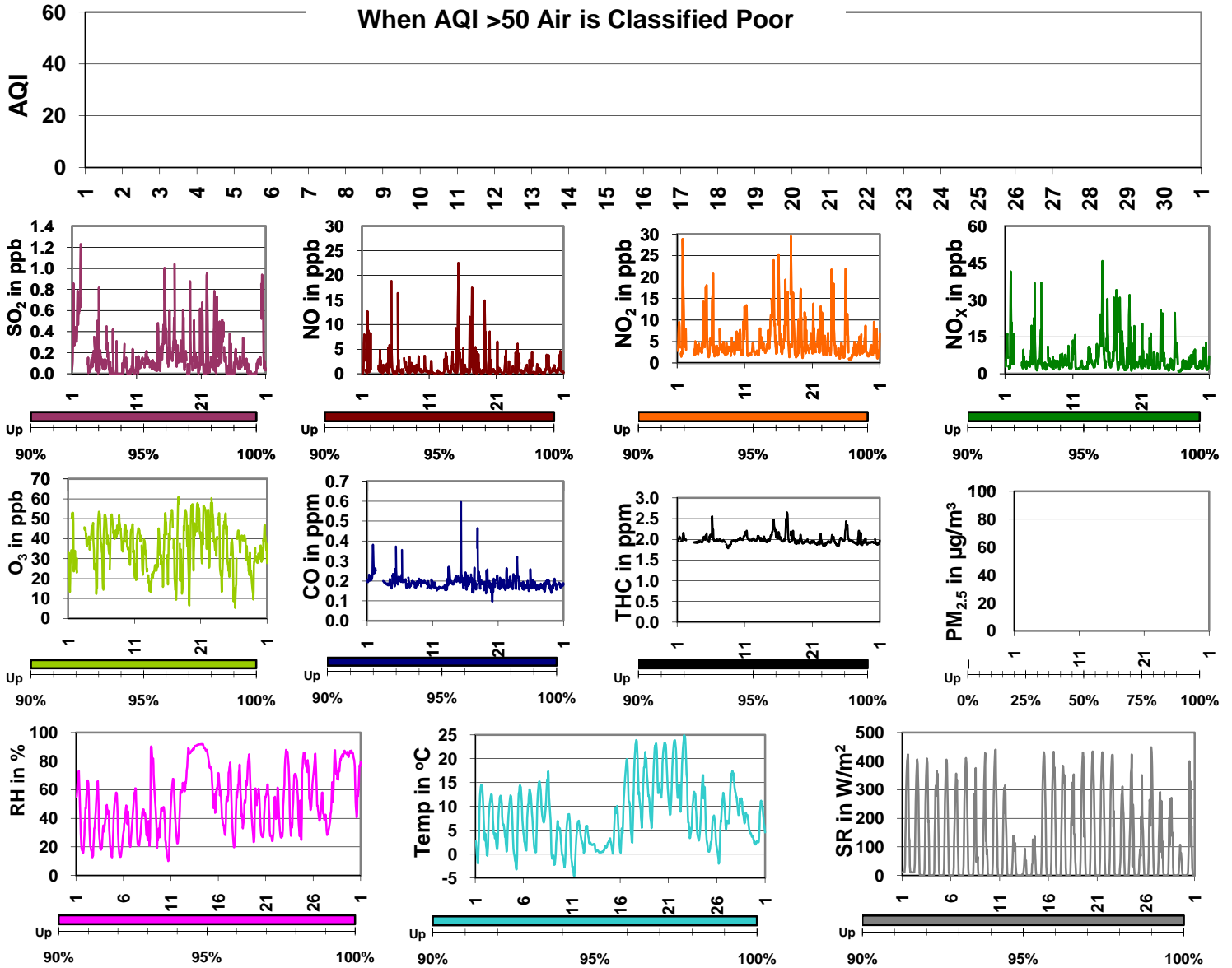


# Palliser Airshed Society - April 2010 Summary Report

	Average	Uptime	1-hour			24-hour			Exceed	
			Max	Objective	Time	Max	Objective	Day	1hr	24hr
SO <sub>2</sub> (ppb)	0.160	100.0%	1.2	172	Apr-02 08:00	0.4	57	Apr-01	0	0
NO (ppb)	1.3	100.0%	22.5	-	Apr-15 08:00	3.5	-	Apr-15	0	0
NO <sub>2</sub> (ppb)	4.9	100.0%	29.5	212	Apr-17 21:00	9.8	106	Apr-15	0	0
NO <sub>x</sub> (ppb)	6.1	100.0%	45.9	-	Apr-15 08:00	13.3	-	Apr-15	0	0
O <sub>3</sub> (ppb)	36.2	100.0%	60.9	82	Apr-17 16:00	49.0	-	Apr-20	0	0
CO (ppm)	0.19	100.0%	0.60	13.0	Apr-15 08:00	0.23	-	Apr-01	0	0
THC (ppm)	1.99	100.0%	2.65	-	Apr-17 07:00	2.19	-	Apr-15	0	0
PM <sub>2.5</sub> µg/m <sup>3</sup>	0.0	0.1%	0.0	-	Apr-01 00:00	0.0	30	Mar-31	0	0

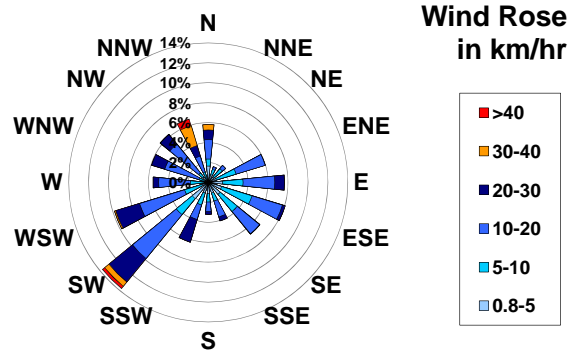
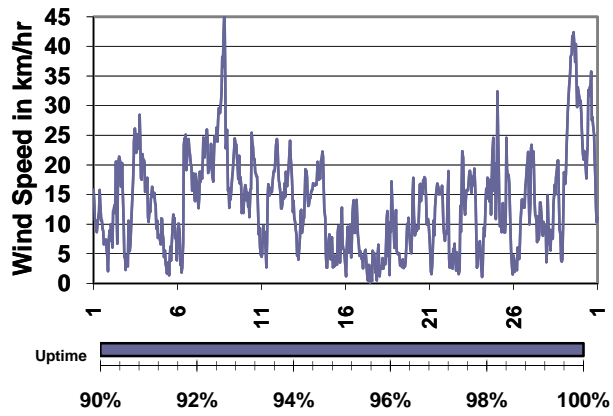


## Update Summary

The data from the PM<sub>2.5</sub> TEOM was not used in the month of May due to a malfunction of the instrument.

- Due to the TEOM malfunction AQI was not calculated.
- PAS website changed to [www.palliserairshed.com](http://www.palliserairshed.com)

# Palliser Airshed Society - April 2010 Summary Report



No Rover Data.