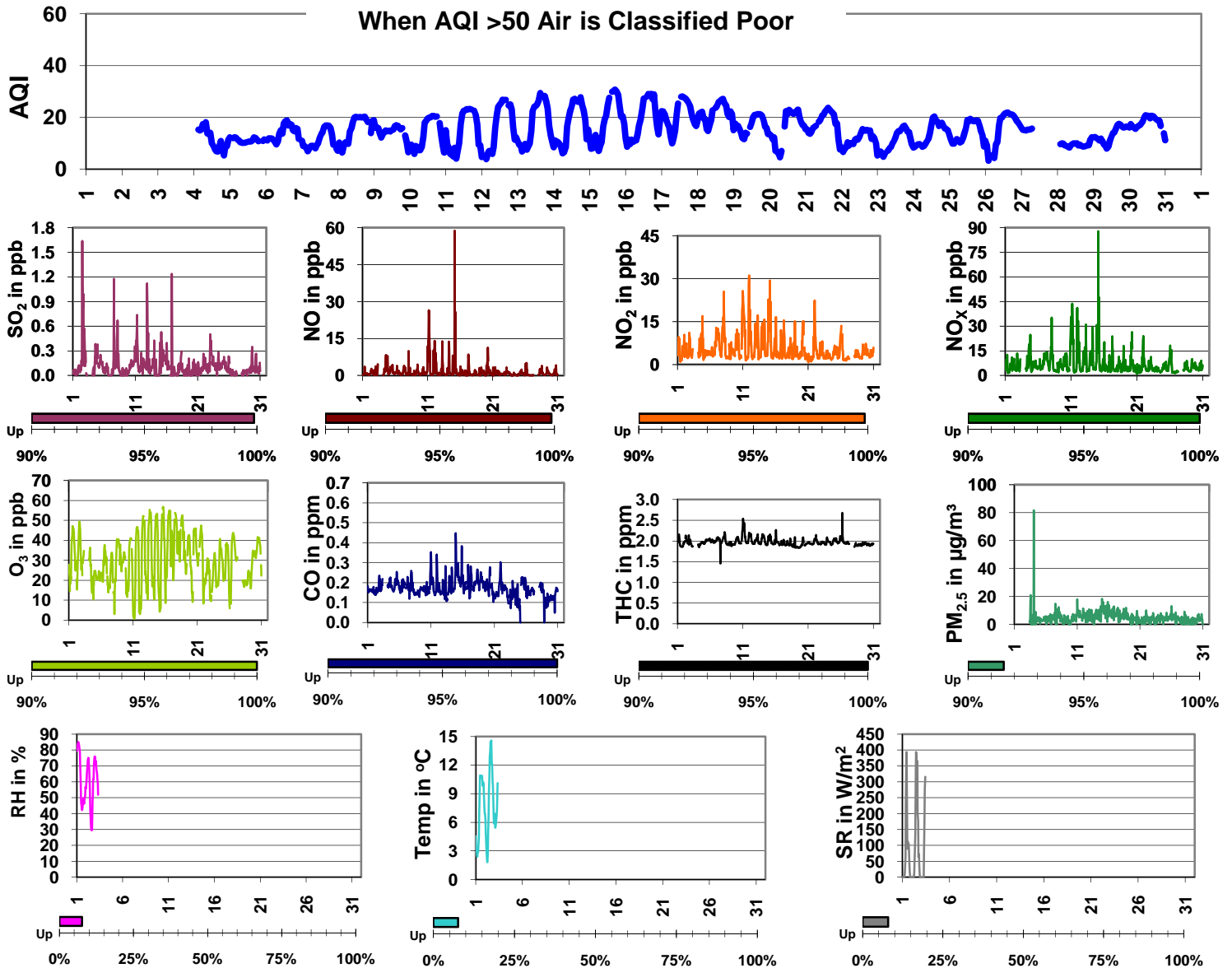


Palliser Airshed Society - May 2010 Summary Report

	Average	Uptime	1-hour			24-hour			Exceed	
			Max	Objective	Time	Max	Objective	Day	1hr	24hr
SO ₂ (ppb)	0.115	99.9%	1.6	172	May-02 12:00	0.4	57	May-02	0	0
NO (ppb)	1.5	99.9%	58.8	-	May-15 04:00	6.4	-	May-11	0	0
NO ₂ (ppb)	5.5	99.9%	31.1	212	May-11 23:00	11.2	106	May-11	0	0
NO _x (ppb)	7.0	100.0%	87.8	-	May-15 04:00	17.6	-	May-11	0	0
O ₃ (ppb)	29.8	100.0%	56.8	82	May-15 17:00	43.0	-	May-18	0	0
CO (ppm)	0.17	100.0%	0.45	13.0	May-14 22:00	0.23	-	May-15	0	0
THC (ppm)	1.97	100.0%	2.68	-	May-26 06:00	2.15	-	May-11	0	0
PM _{2.5} µg/m ³	4.9	91.5%	81.7	-	May-04 02:00	9.2	30	May-15	0	0



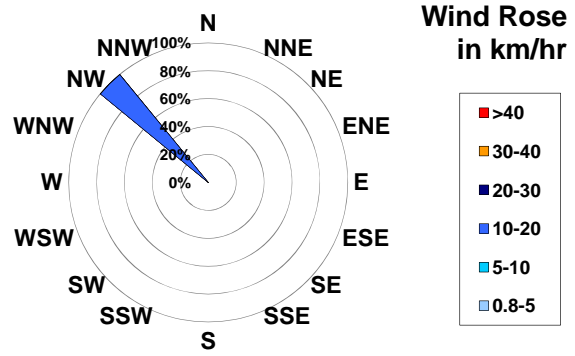
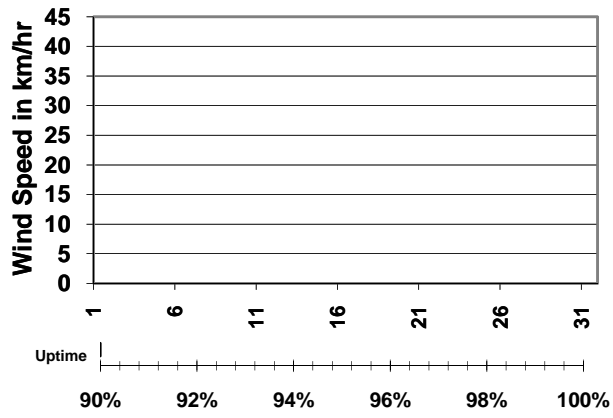
Update Summary

The meteorological data was not collect throughout the month of May due to necessary instrument calibration. For meteorological data please refer to the Medicine Hat Airport station:

http://www.climate.weatheroffice.gc.ca/climateData/menu_e.html?timeframe=1&Prov=AB&StationID=9999&Year=2010&Month=5&Day=10

PAS website changed to www.palliserairshed.com

Palliser Airshed Society - May 2010 Summary Report



No Rover Data.