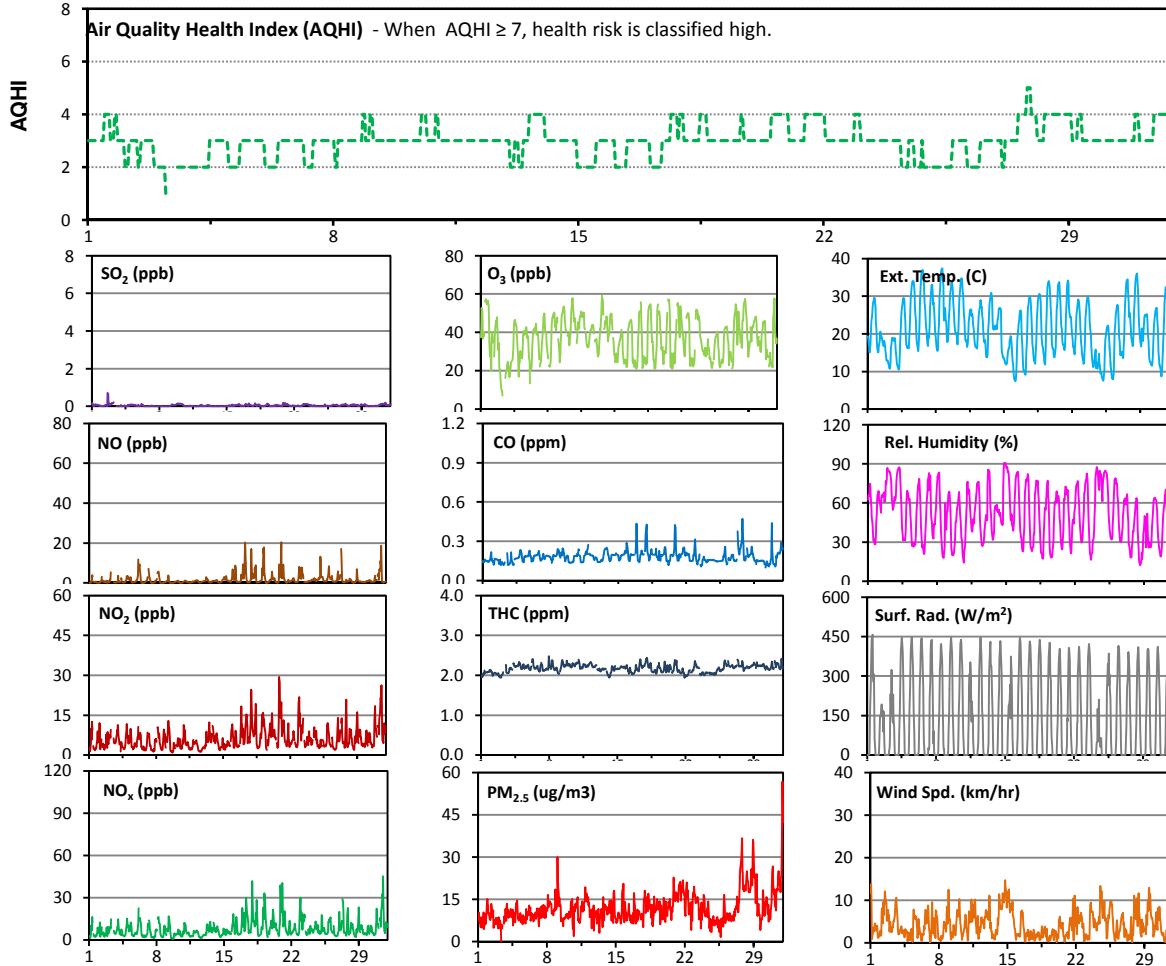


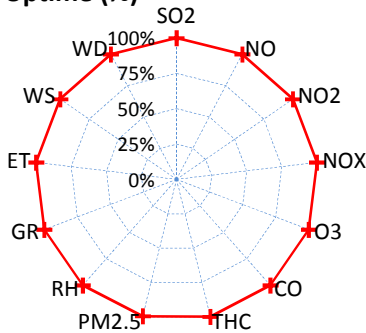
Palliser Airshed Society - August 2012 Summary Report

Continuous Sampling Results - Crescent Heights Station

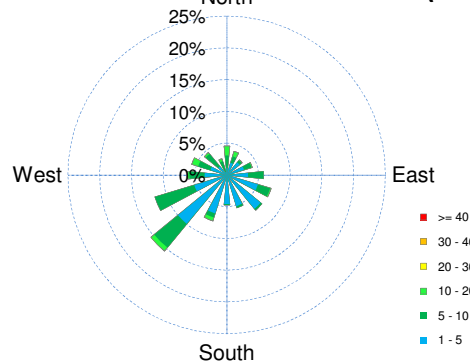
Pollutants		Month Records		24-Hour Records				1-Hour Records			
Name	Conc Unit	Avg. Conc.	Uptime	Maximum		AAAQO Objective	Exceed No.	Maximum		AAAQO Objective	Exceed No.
				Conc	Time			Conc	Time		
SO ₂	ppb	< 0.1	100.0%	0.1	Aug-2	48	0	0.7	Aug-02 16:00	172	0
NO	ppb	2	100.0%	5	Aug-17	-	-	20	Aug-21 2:00	-	-
NO ₂	ppb	6	100.0%	12	Aug-31	-	-	29	Aug-20 21:00	159	0
NO _x	ppb	8	100.0%	16	Aug-31	-	-	45	Aug-31 13:00	-	-
O ₃	ppb	37	100.0%	47	Aug-1	-	-	59	Aug-13 17:00	82	0
CO	ppm	0.2	100.0%	0.2	Aug-27	-	-	0.5	Aug-27 20:00	13	0
THC	ppm	2.2	100.0%	2.3	Aug-10	-	-	2.5	Aug-08 0:00	-	-
PM _{2.5}	µg/m ³	12	99.6%	23	Aug-31	30	0	57	Aug-31 23:00	-	-



Instrument Uptime (%)

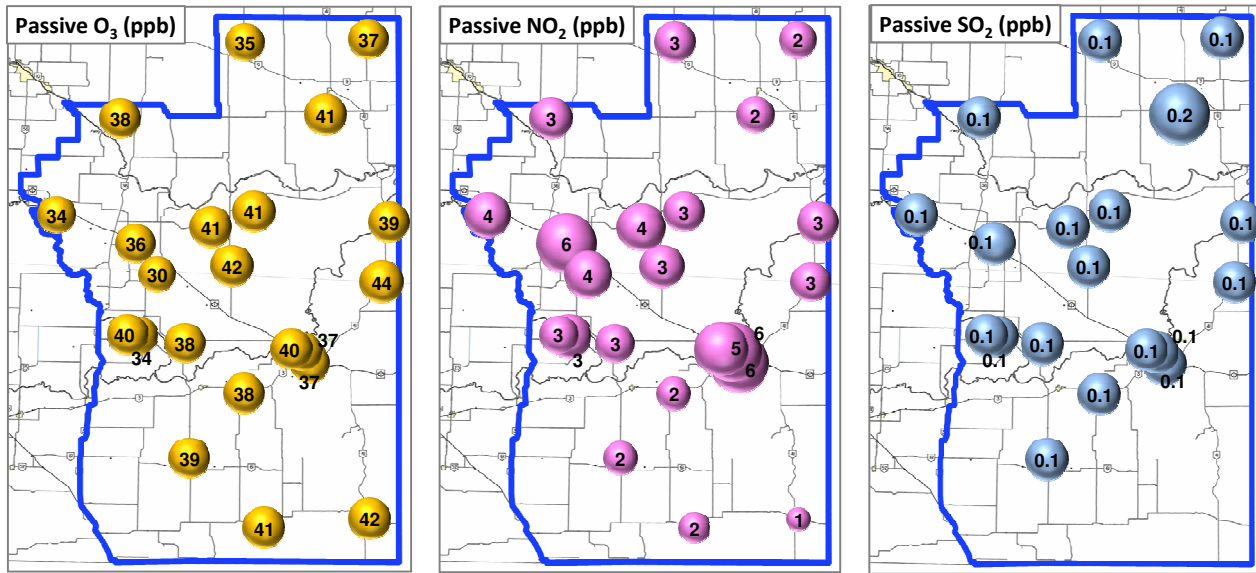


Wind Rose (km/hr)



Palliser Airshed Society - August 2012 Summary Report

Passive Sampling Results



Monthly Update

- * All data has been slope, intercept, and baseline corrected. Data may change after validation process.
- * The measured ambient concentrations of all parameters are within the AAAQO for the month of August 2012.
- * All compliance parameters are above 90% operational for the month of August 2012.
- * Routine calibration was performed on August 3, 2012.
- * There are no operational issues to report for the month of August. Three hours of PM_{2.5} data was flagged as "maintenance" on August 3, while the TEOM filters were changed, and while the analyzer stabilized.