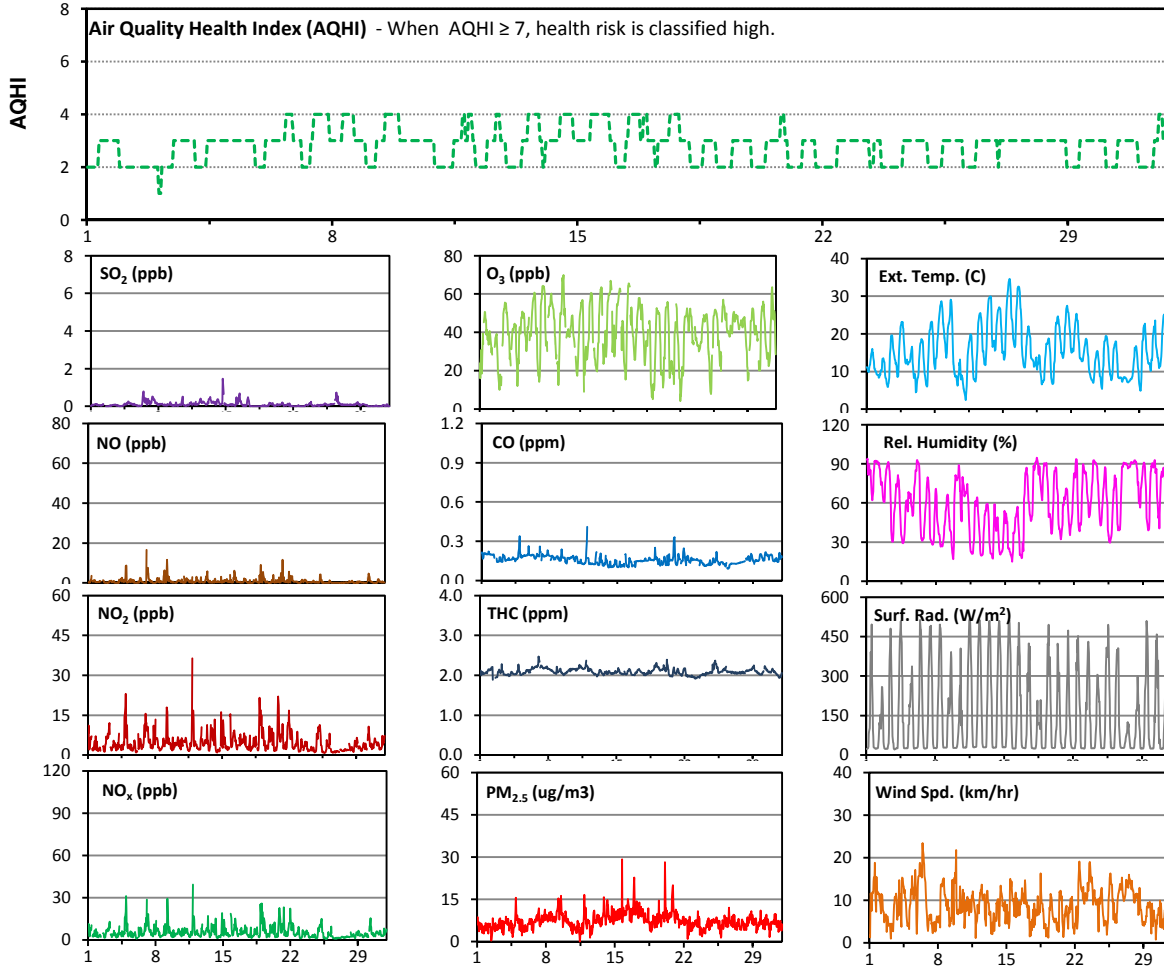


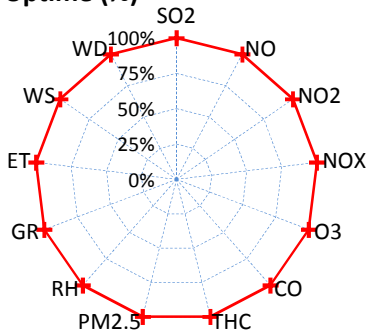
Palliser Airshed Society - May 2012 Summary Report

Continuous Sampling Results - Crescent Heights Station

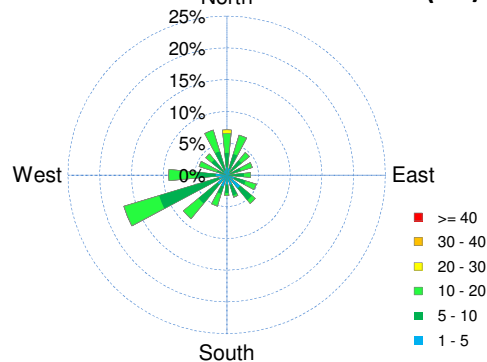
Pollutants		Month Records		24-Hour Records				1-Hour Records			
Name	Conc Unit	Avg. Conc.	Uptime	Maximum		AAAQO Objective	Exceed No.	Maximum		AAAQO Objective	Exceed No.
				Conc	Time			Conc	Time		
SO ₂	ppb	0.1	100.0%	0.3	May-14	48	0	1.5	May-14 17:00	172	0
NO	ppb	1	100.0%	2	May-21	-	-	17	May-07 3:00	-	-
NO ₂	ppb	5	100.0%	7	May-20	-	-	36	May-11 22:00	159	0
NO _x	ppb	5	100.0%	9	May-21	-	-	39	May-11 22:00	-	-
O ₃	ppb	40	100.0%	48	May-15	-	-	70	May-09 19:00	82	0
CO	ppm	0.2	100.0%	0.2	May-1	-	-	0.4	May-11 22:00	13	0
THC	ppm	2.1	100.0%	2.2	May-7	-	-	2.5	May-07 1:00	-	-
PM _{2.5}	µg/m ³	7.4	100.0%	12.1	May-16	30	0	29.2	May-15 18:00	-	-



Instrument Uptime (%)

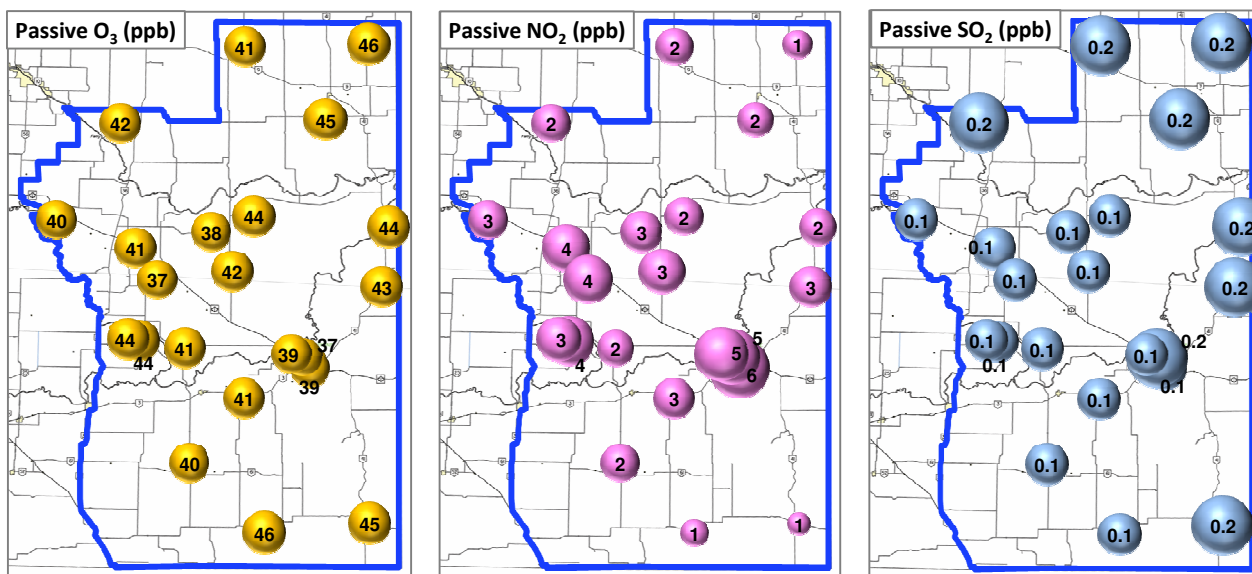


Wind Rose (km/hr)



Palliser Airshed Society - May 2012 Summary Report

Passive Sampling Results



Monthly Update

- * All data has been slope, intercept, and baseline corrected. Data may change after validation process.
- * The measured ambient concentrations of all parameters are within the AAAQO for the month of May 2012.
- * All compliance parameters are above 90% operational for the month of May 2012.
- * Routine calibration was performed on May 2, 2012.
- * There are no operational issues to report for the month of May 2012.