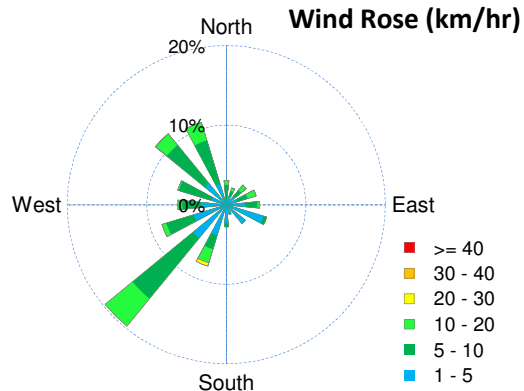
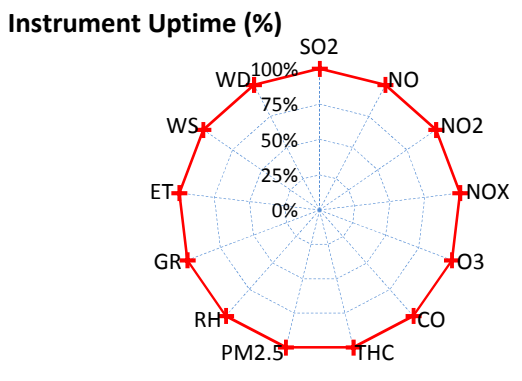
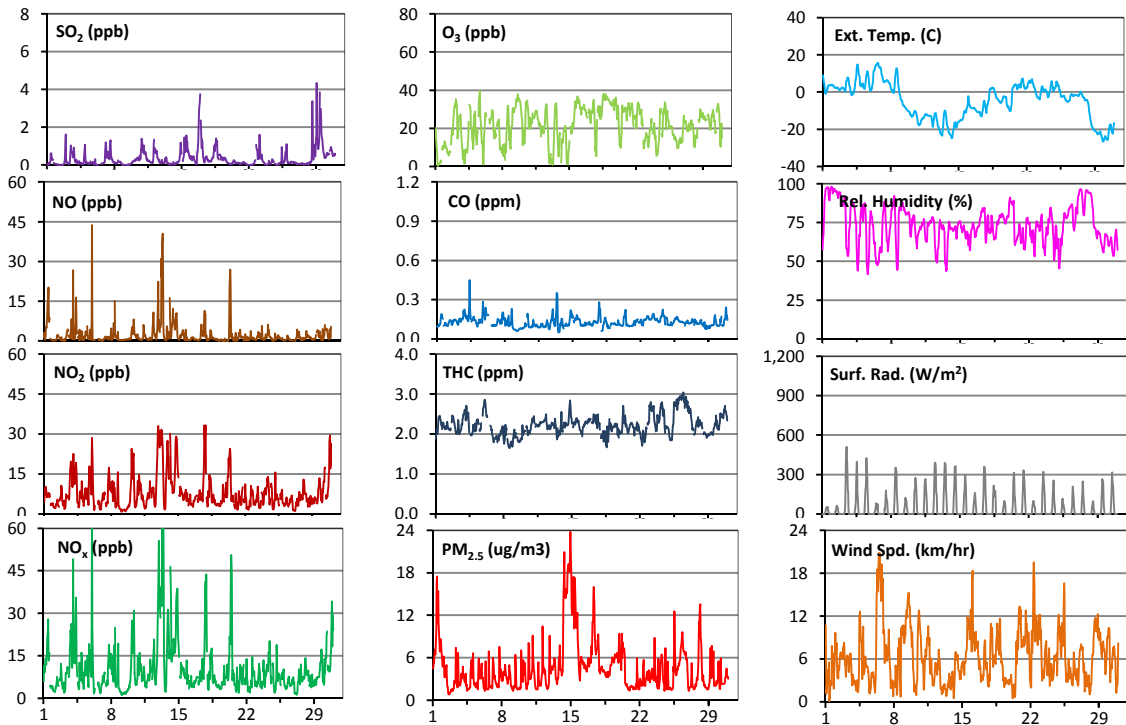
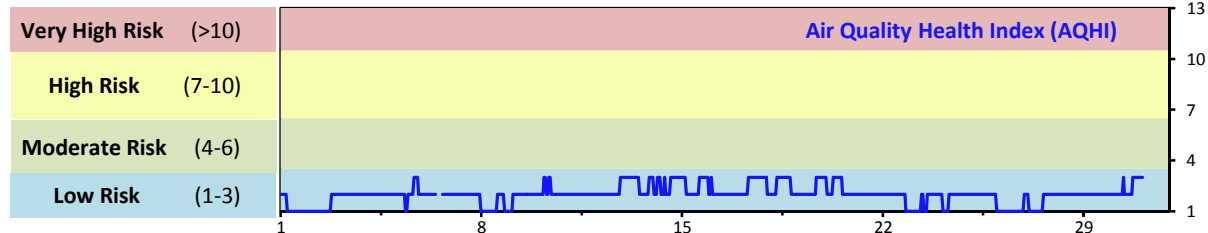


Palliser Airshed Society - November 2014 Summary Report

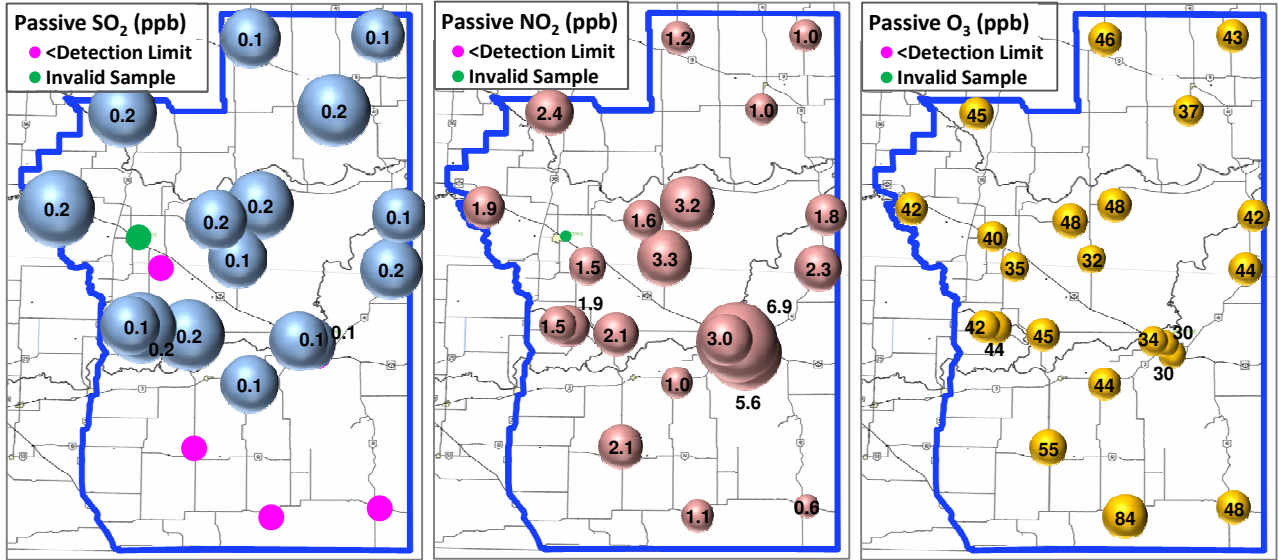
Continuous Sampling Results - Crescent Heights Station

Pollutants	Month Records			24-Hour Records				1-Hour Records				
	Name	Conc Unit	Avg. Conc.	Uptime	Maximum		AAAQO Objective	Exceed No.	Maximum		AAAQO Objective	Exceed No.
					Conc	Time			Conc	Time		
SO ₂	ppb	0.3	100.0%	1.5	Nov-29	48	0	4.3	Nov-29 2:00	172	0	
NO	ppb	2.3	100.0%	9.3	Nov-13	-	-	43.7	Nov-06 1:00	-	-	
NO ₂	ppb	7.9	100.0%	18.7	Nov-13	-	-	33.3	Nov-17 21:00	159	0	
NO _x	ppb	10.2	100.0%	28.2	Nov-13	-	-	72.1	Nov-06 1:00	-	-	
O ₃	ppb	22	100.0%	33	Nov-19	-	-	40	Nov-05 16:00	82	0	
CO	ppm	0.1	100.0%	0.2	Nov-4	-	-	0.5	Nov-04 9:00	13	0	
THC	ppm	2.2	100.0%	2.8	Nov-26	-	-	3.0	Nov-26 12:00	-	-	
PM _{2.5}	µg/m ³	5	100.0%	14	Nov-14	30	0	24	Nov-15 0:00	-	-	



Palliser Airshed Society - November 2014 Summary Report

Passive Sampling Results



Monthly Update

- *All data has been slope, intercept, and baseline corrected. Data may change after validation process.
- *The measured ambient concentrations of all parameters are within the AAAQO.
- *All compliance parameters are above 90% operational. There are no operational issues to report.
- *The NO₂/SO₂ passive sampler was missing at Site 11.