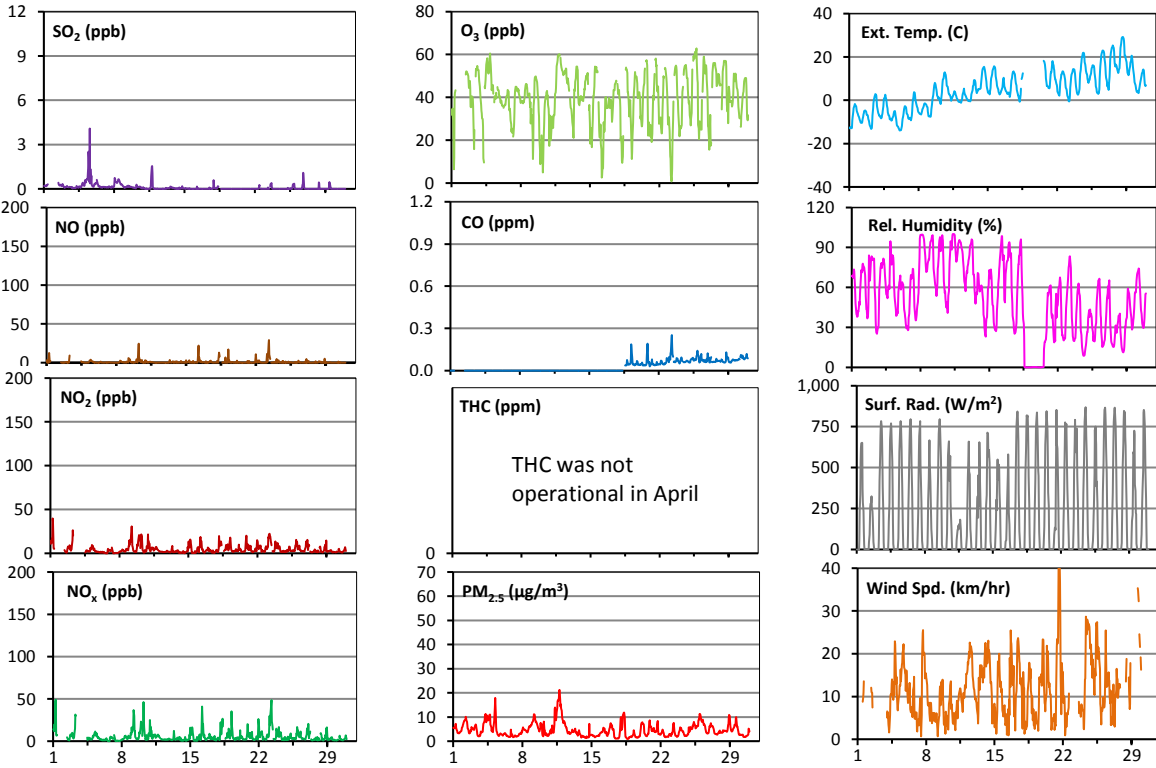
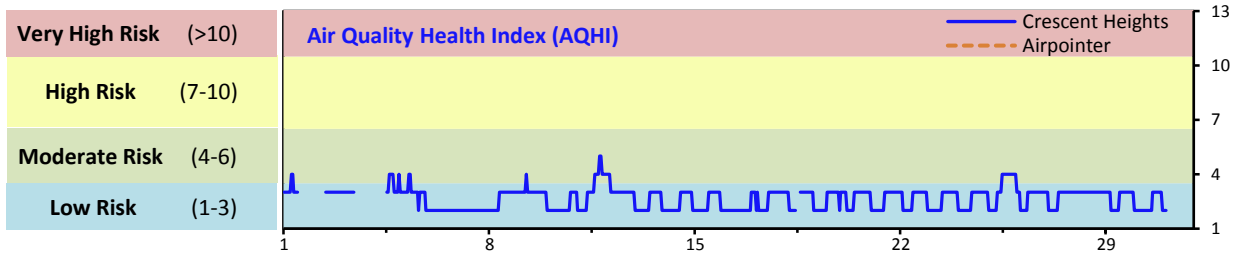


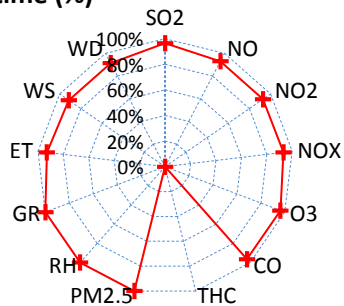
Palliser Airshed Society - April 2018 Summary Report

Continuous Sampling Results - Crescent Heights Station

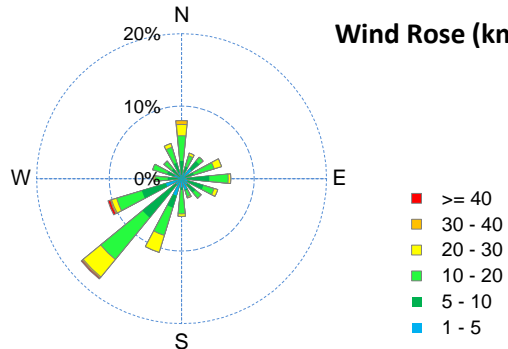
Pollutants	Month Records			24-Hour Records				1-Hour Records				
	Name	Conc Unit	Avg. Conc.	Uptime	Maximum		AAAQO Objective	Exceed No.	Maximum		AAAQO Objective	Exceed No.
					Conc	Time			Conc	Time		
SO ₂	ppb	< 1	96.5%	1	Apr-5	48	0	4	Apr-05 14:00	172	0	
NO	ppb	1.0	93.1%	4.9	Apr-23	-	-	29.2	Apr-23 8:00	-	-	
NO ₂	ppb	4.7	92.9%	9.9	Apr-23	-	-	39.8	Apr-01 6:00	159	0	
NO _x	ppb	5.8	93.1%	14.8	Apr-23	-	-	49.1	Apr-01 7:00	-	-	
O ₃	ppb	39	96.4%	50	Apr-12	-	-	63	Apr-25 19:00	82	0	
CO	ppm	< 0.1	96.5%	0.1	Apr-23	-	-	0.3	Apr-23 8:00	13	0	
THC	ppm	-	-	-	-	-	-	-	-	-	-	
PM _{2.5}	µg/m ³	5	100.0%	12	Apr-11	30	0	21	Apr-11 19:00	80	0	



Instrument Uptime (%)

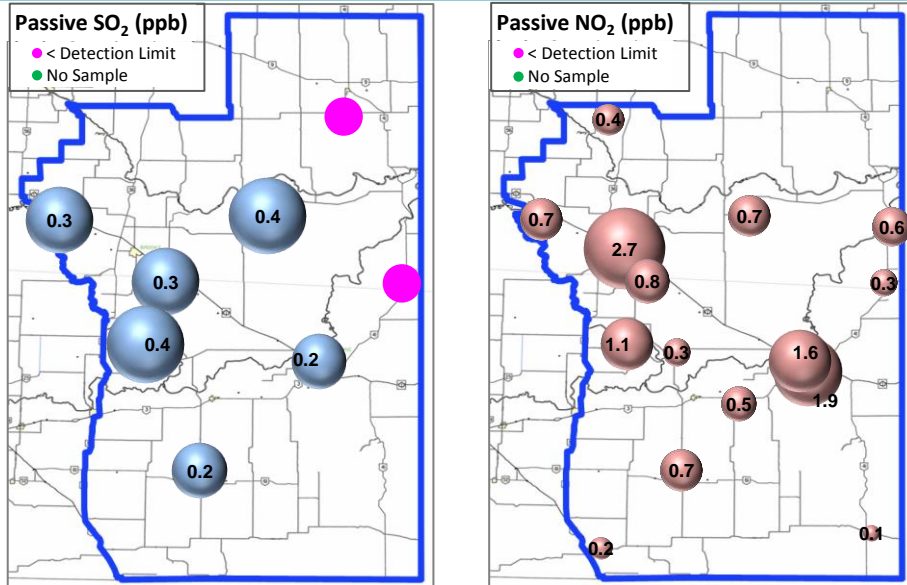


Wind Rose (km/hr)



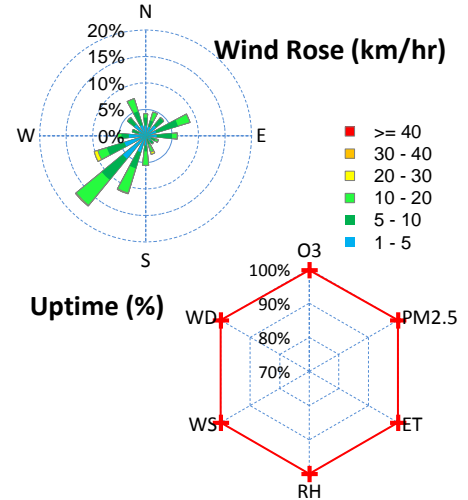
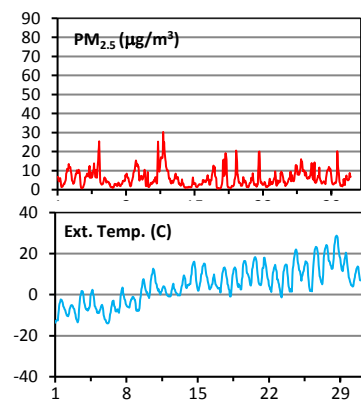
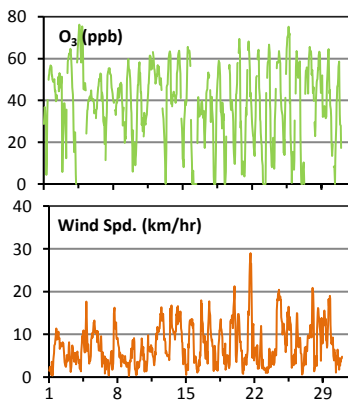
Palliser Airshed Society - April 2018 Summary Report

Passive Sampling Results



Continuous Sampling Results - Medicine Hat Airport Station

Pollutants		Month Records		24-Hour Records				1-Hour Records			
Name	Conc Unit	Avg. Conc.	Uptime	Maximum		AAAQO Objective	Exceed No.	Maximum		AAAQO Objective	Exceed No.
				Conc	Time			Conc	Time		
O ₃	ppb	39	99.7%	52	Apr-4	-	-	76	Apr-04 15:00	82	0
PM _{2.5}	ug/m3	6	100.0%	15	Apr-11	30	0	30	Apr-11 20:00	80	0



Monthly Update

*All data has been validated; data may change after validation process.

*The measured ambient concentrations of all parameters are within the AAAQO.

*All compliance parameters are greater than 90% operational, with the exception of the THC analyzer which was not operational during the month of April due to instrument malfunctioning.