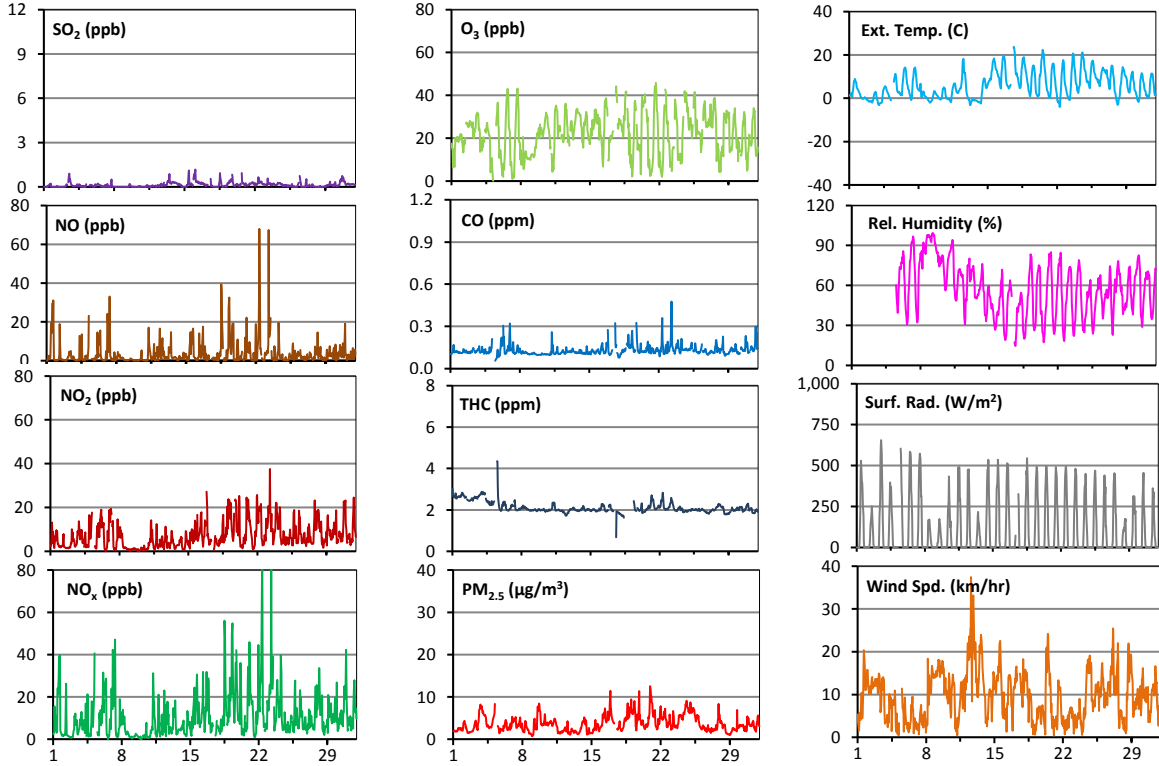
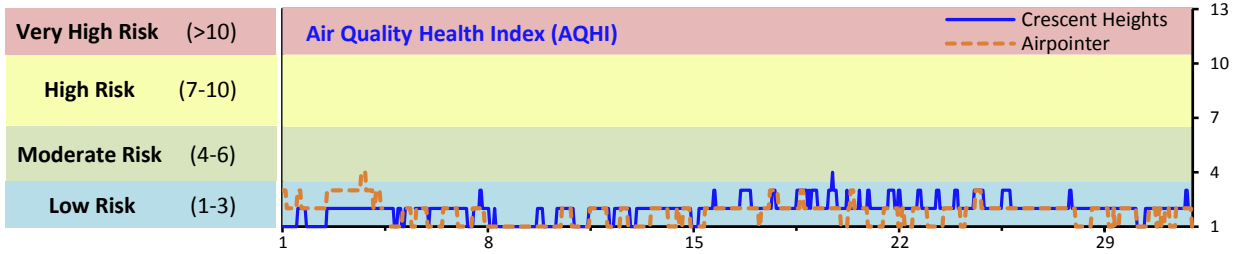


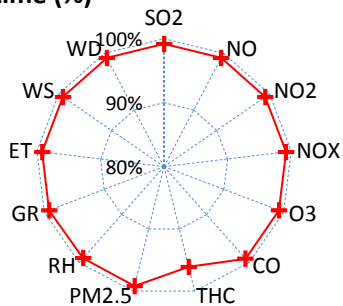
Palliser Airshed Society - October 2018 Summary Report

Continuous Sampling Results - Crescent Heights Station

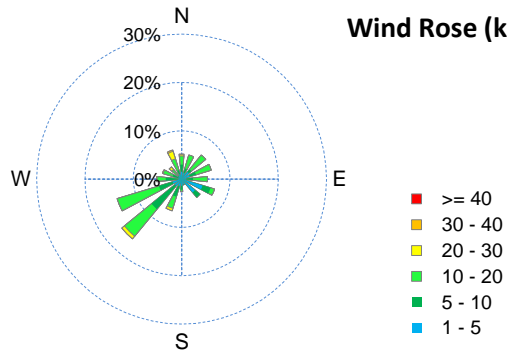
Pollutants		Month Records		24-Hour Records				1-Hour Records			
Name	Conc Unit	Avg. Conc.	Uptime	Maximum		AAAQO Objective	Exceed No.	Maximum		AAAQO Objective	Exceed No.
				Conc	Time			Conc	Time		
SO ₂	ppb	< 1	99.2%	< 1	Oct-16	48	0	1	Oct-16 2:00	172	0
NO	ppb	3.6	99.2%	9.1	Oct-23	-	-	68.0	Oct-22 9:00	-	-
NO ₂	ppb	7.2	99.2%	14.9	Oct-19	-	-	37.6	Oct-23 7:00	159	0
NO _x	ppb	10.7	99.2%	23.9	Oct-23	-	-	105.3	Oct-23 7:00	-	-
O ₃	ppb	22	99.2%	28	Oct-18	-	-	46	Oct-21 16:00	82	0
CO	ppm	0.1	99.2%	0.2	Oct-23	-	-	0.5	Oct-23 7:00	13	0
THC	ppm	2.1	96.1%	2.7	Oct-1	-	-	4.4	Oct-05 13:00	-	-
PM _{2.5}	µg/m ³	4	99.2%	7	Oct-24	30	0	13	Oct-20 23:00	80	0



Instrument Uptime (%)

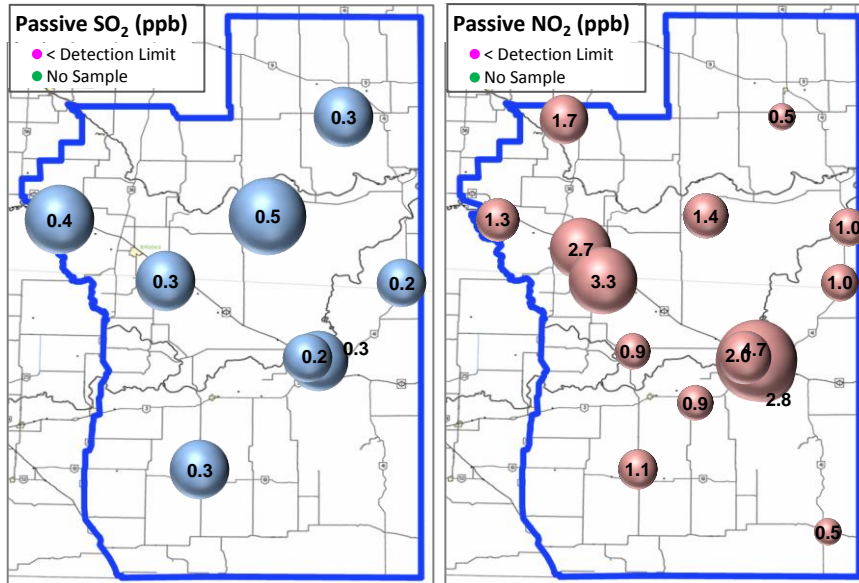


Wind Rose (km/hr)



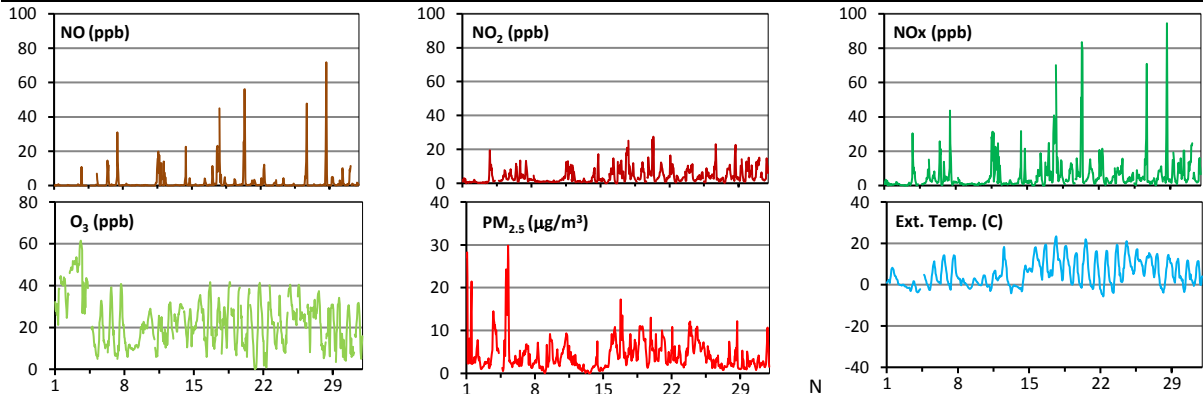
Palliser Airshed Society - October 2018 Summary Report

Passive Sampling Results

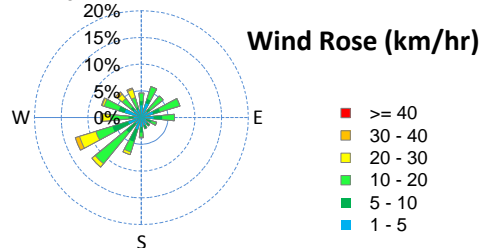
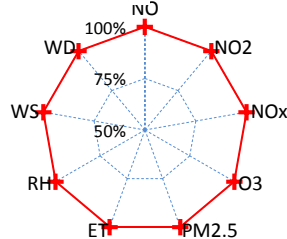


Continuous Sampling Results - Medicine Hat Trap Club Station

Pollutants	Month Records	24-Hour Records				1-Hour Records					
		Name	Conc Unit	Avg. Conc.	Uptime	Maximum Conc	Time	AAAQO Objective	Exceed No.	Maximum Conc	Time
NO	ppb	1.7	100.0%	8	Oct-17	-	-	71.8	Oct-28 17:00	-	-
NO ₂	ppb	4.1	100.0%	9.4	Oct-17	-	-	27.5	Oct-20 9:00	159	0
NO _x	ppb	5.7	100.0%	17.3	Oct-17	-	-	94.5	Oct-28 17:00	-	-
O ₃	ppb	23	100.0%	48	Oct-3	-	-	62	Oct-03 15:00	82	0
PM _{2.5}	ug/m3	4	100.0%	9	Oct-5	30	0	30	Oct-05 7:00	80	0



Uptime (%)



Monthly Update

*All data has been slope, intercept, and baseline corrected. Data may change after validation process.

*The measured ambient concentrations of all parameters are within the AAAQO.

*All compliance parameters are >90% operational. The Crescent Heights station experienced intermittent power issues.