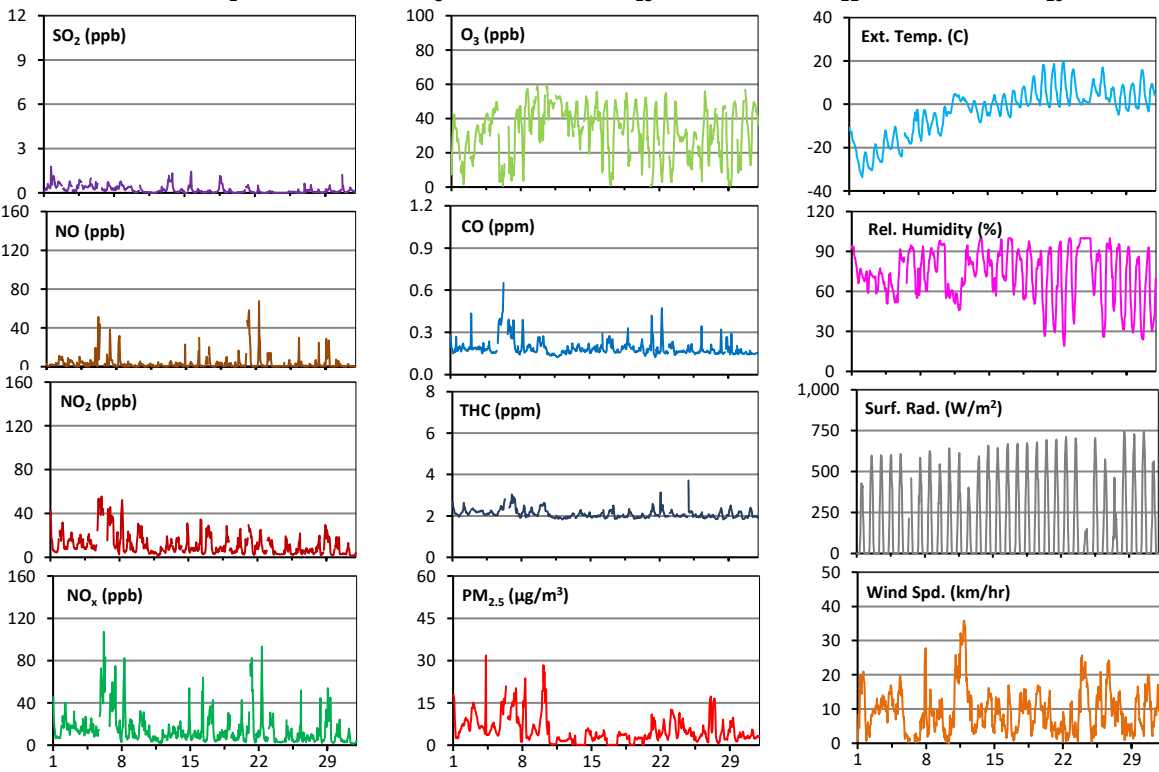
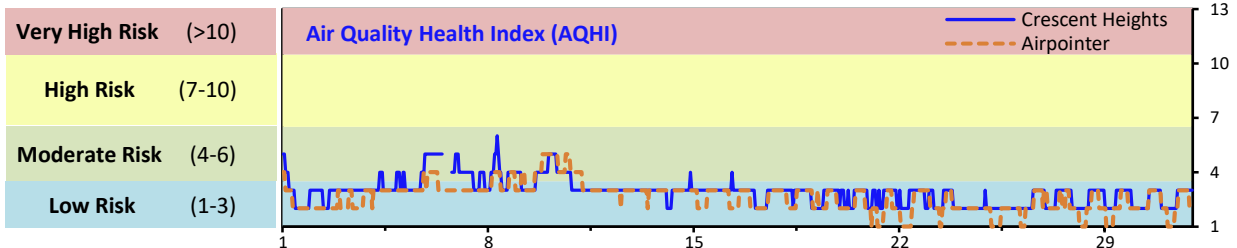


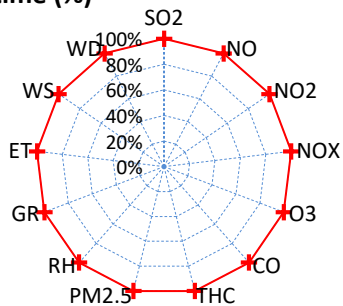
Palliser Airshed Society - March 2019 Summary Report

Continuous Sampling Results - Crescent Heights Station

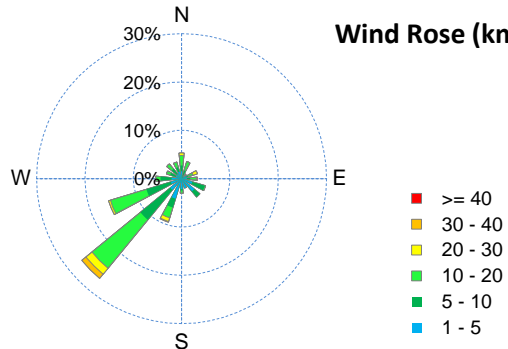
Pollutants		Month Records		24-Hour Records				1-Hour Records			
Name	Conc Unit	Avg. Conc.	Uptime	Maximum		AAAQO Objective	Exceed No.	Maximum		AAAQO Objective	Exceed No.
				Conc	Time			Conc	Time		
SO ₂	ppb	< 1	100.0%	0.5	Mar-2	48	0	2	Mar-01 18:00	172	0
NO	ppb	3.5	100.0%	17.6	Mar-21	-	-	67.6	Mar-22 8:00	-	-
NO ₂	ppb	11.3	100.0%	20.7	Mar-7	-	-	55.7	Mar-06 5:00	159	0
NO _x	ppb	14.8	100.0%	31.4	Mar-21	-	-	107.2	Mar-06 5:00	-	-
O ₃	ppb	33	100.0%	51	Mar-11	-	-	60	Mar-10 14:00	76	0
CO	ppm	0.2	100.0%	0.2	Mar-7	-	-	0.7	Mar-06 9:00	13	0
THC	ppm	2.1	100.0%	2.4	Mar-7	-	-	3.7	Mar-24 23:00	-	-
PM _{2.5}	µg/m ³	5	100.0%	13	Mar-6	29	0	32	Mar-04 8:00	80	0



Instrument Uptime (%)

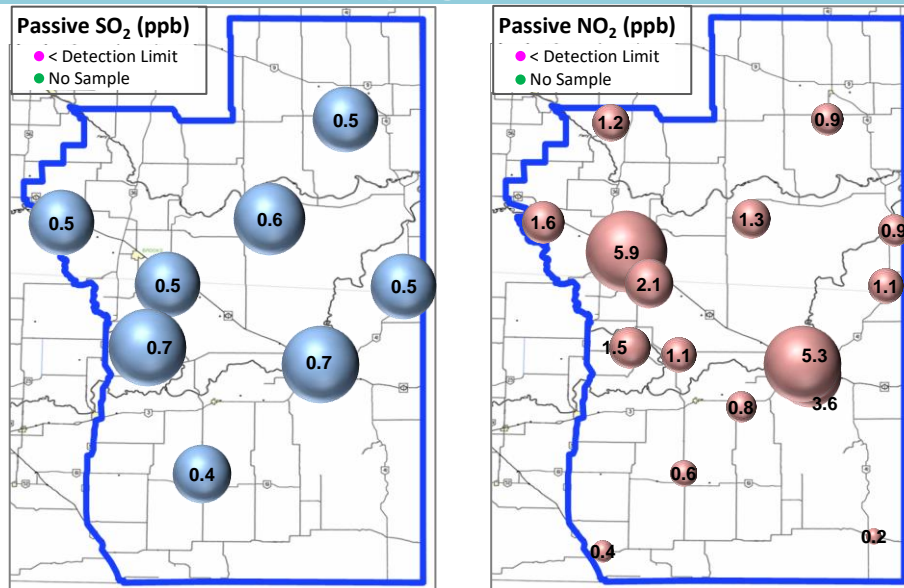


Wind Rose (km/hr)



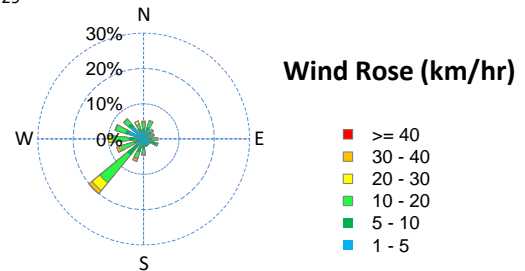
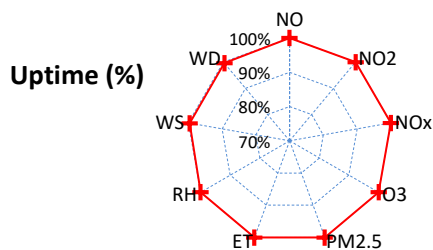
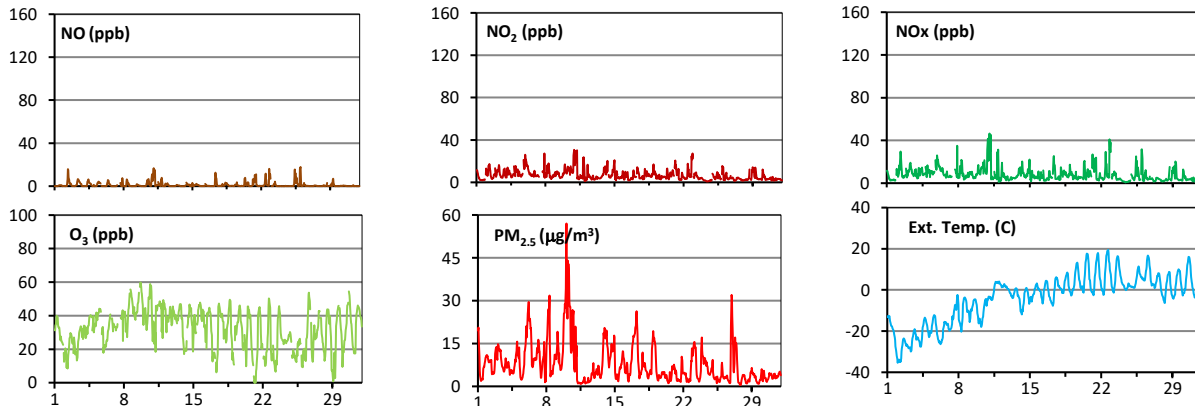
Palliser Airshed Society - March 2019 Summary Report

Passive Sampling Results



Continuous Sampling Results - Medicine Hat Trap Club

Pollutants	Conc Unit	Month Records		24-Hour Records				1-Hour Records			
		Avg. Conc.	Uptime	Maximum		AAAQO Objective	Exceed No.	Maximum		AAAQO Objective	Exceed No.
				Conc	Time			Conc	Time		
NO	ppb	1.3	100.0%	4.1	Mar-25	-	-	17.8	Mar-26 0:00	-	-
NO ₂	ppb	6.8	100.0%	13	Mar-10	-	-	30.7	Mar-10 22:00	159	0
NO _x	ppb	8.1	100.0%	15.5	Mar-10	-	-	46.5	Mar-11 2:00	-	-
O ₃	ppb	32	100.00%	47	Mar-9	-	-	60	Mar-09 17:00	76	0
PM _{2.5}	ug/m3	8	100.00%	26	Mar-10	29	0	57	Mar-10 2:00	80	0



Monthly Update

*All data has been validated; data may change after validation process.

*The measured ambient concentrations of all parameters are within the AAAQO.

*All compliance parameters are > 90% operational.