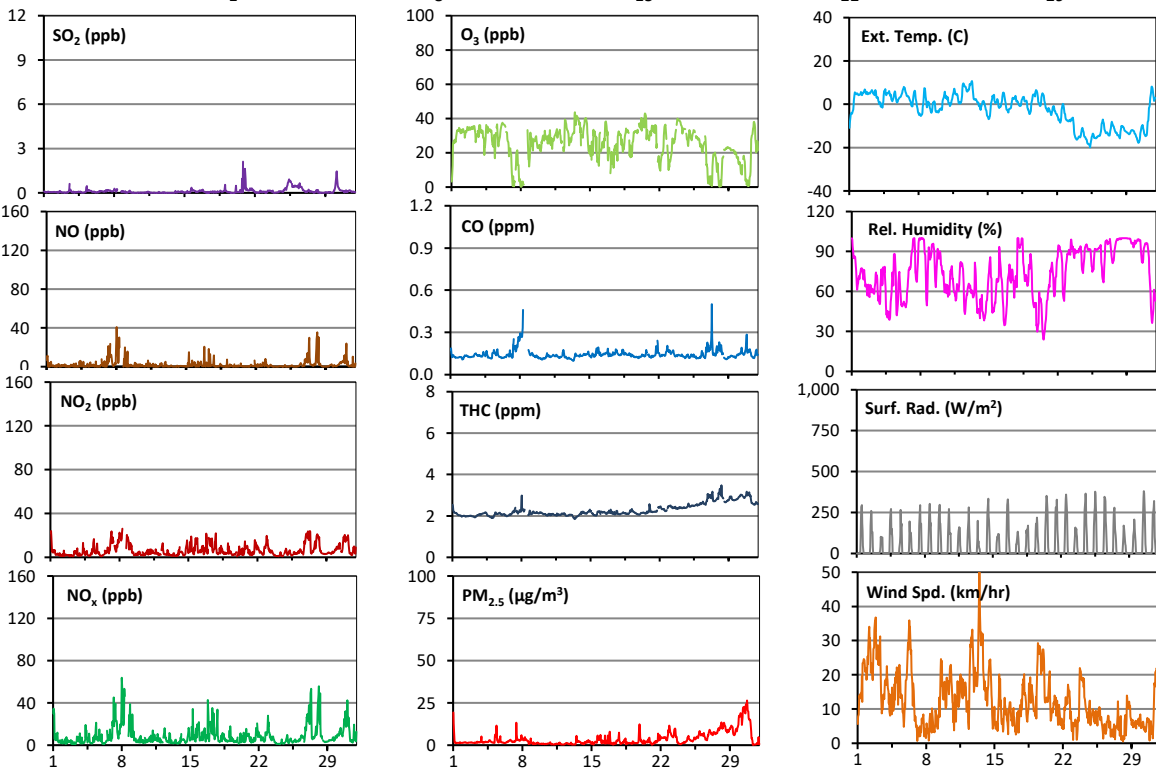
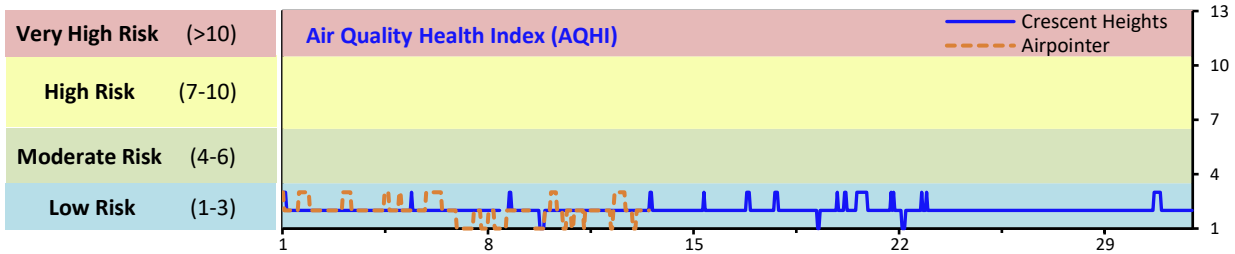


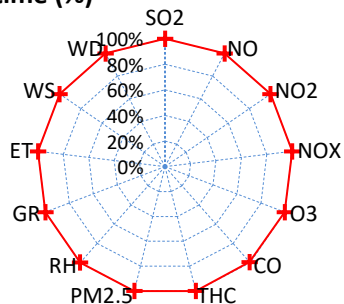
Palliser Airshed Society - January 2021 Summary Report

Continuous Sampling Results - Crescent Heights Station

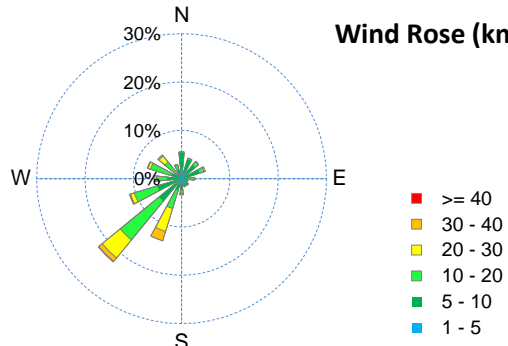
Pollutants	Month Records			24-Hour Records				1-Hour Records				
	Name	Conc Unit	Avg. Conc.	Uptime	Maximum		AAAQO Objective	Exceed No.	Maximum		AAAQO Objective	Exceed No.
					Conc	Time			Conc	Time		
SO ₂	ppb	< 1	100.0%	1	Jan-25	48	0	2	Jan-20 20:00	172	0	
NO	ppb	2.2	100.0%	6.9	Jan-7	-	-	40.9	Jan-08 1:00	-	-	
NO ₂	ppb	6.3	100.0%	13.1	Jan-27	-	-	26.2	Jan-08 8:00	159	0	
NO _x	ppb	8.6	100.0%	19.9	Jan-7	-	-	63.8	Jan-08 1:00	-	-	
O ₃	ppb	26	100.0%	36	Jan-13	-	-	44	Jan-13 12:00	76	0	
CO	ppm	0.1	99.5%	0.2	Jan-27	-	-	0.5	Jan-27 9:00	13	0	
THC	ppm	2.3	100.0%	3.0	Jan-30	-	-	3.5	Jan-28 7:00	-	-	
PM _{2.5}	µg/m ³	4	100.0%	20	Jan-30	29	0	26	Jan-30 18:00	80	0	



Instrument Uptime (%)

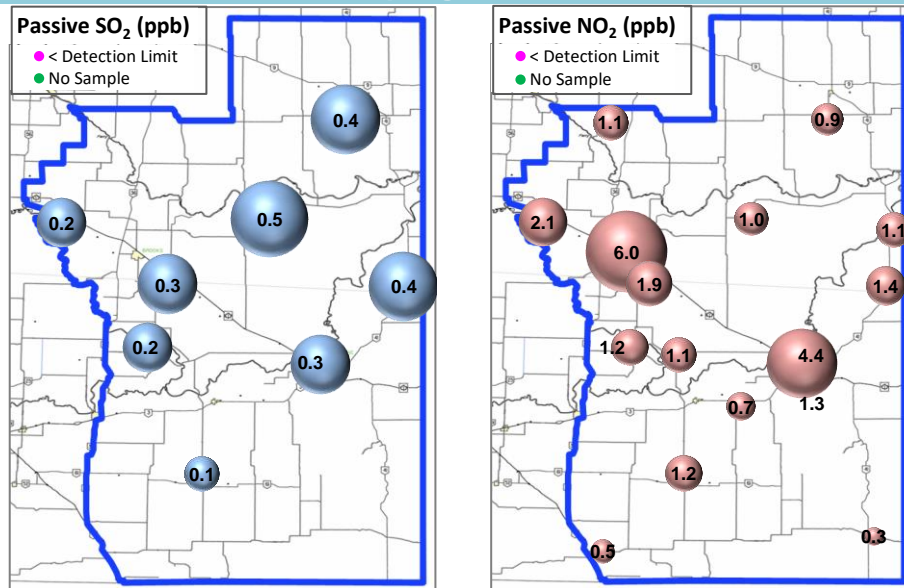


Wind Rose (km/hr)



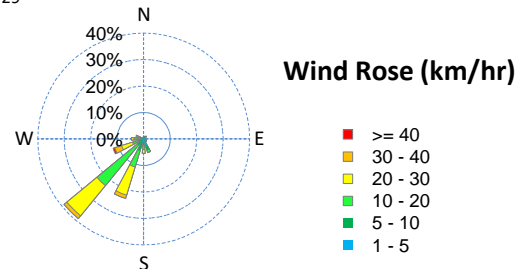
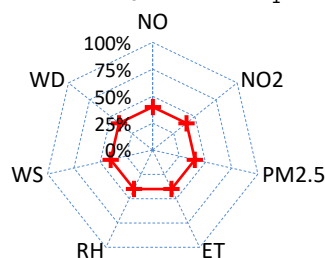
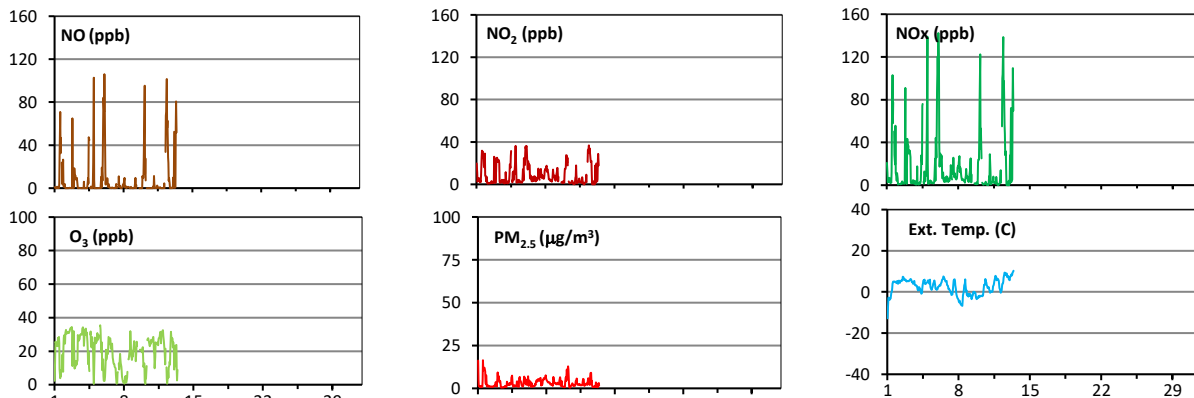
Palliser Airshed Society - January 2021 Summary Report

Passive Sampling Results



Continuous Sampling Results - Medicine Hat Trap Club

Pollutants	Conc Unit	Month Records		24-Hour Records				1-Hour Records			
		Avg. Conc.	Uptime	Maximum		AAAQO Objective	Exceed No.	Maximum		AAAQO Objective	Exceed No.
				Conc	Time			Conc	Time		
NO	ppb	8.2	40.1%	20.5	Jan-12	-	-	106.1	Jan-06 2:00	-	-
NO ₂	ppb	9.1	40.1%	13.8	Jan-12	-	-	36.8	Jan-12 10:00	159	0
NO _x	ppb	17.2	40.1%	34.3	Jan-12	-	-	142.4	Jan-06 2:00	-	-
O ₃	ppb	20	40.1%	30	Jan-2	-	-	35	Jan-05 15:00	76	0
PM _{2.5}	ug/m3	3	40.1%	5	Jan-1	29	0	16	Jan-01 13:00	80	0



Monthly Update

*All data has been validated; data may change after validation process.

*The measured ambient concentrations of all parameters are within the AAAQO.

*All compliance parameters at Crescent Heights had > 90% operational uptime.

*All compliance parameters at Medicine Hat Trap Club had < 90% operational uptime. The station was shutdown on January 13 due to computer issues with the Airpointer.