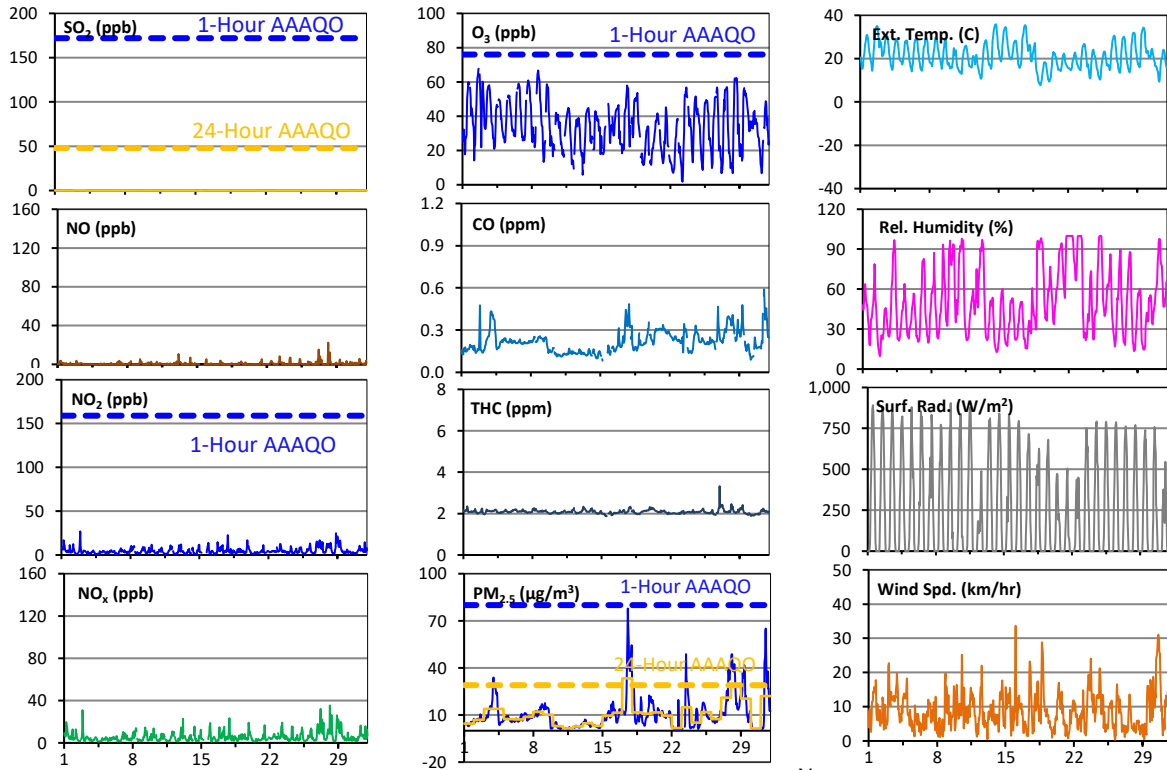
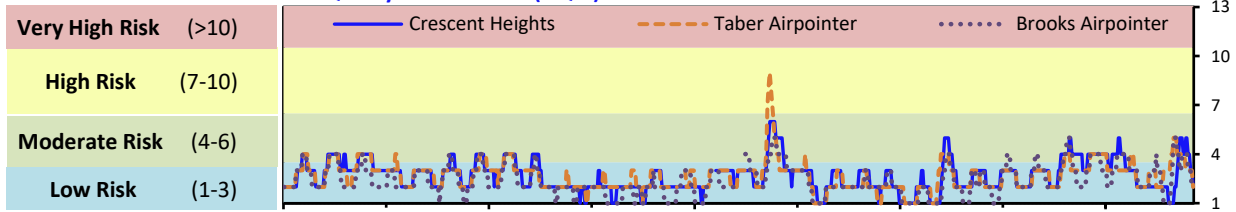


Palliser Airshed Society - August 2023 Summary Report

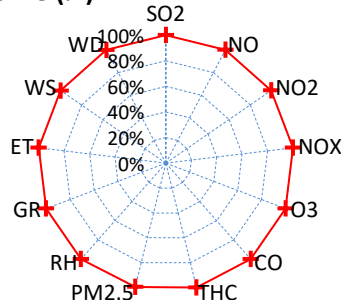
Continuous Sampling Results - Crescent Heights Station

| Pollutants | | Month Records | | 24-Hour Records | | | | 1-Hour Records | | | |
|-------------------|-------------------|---------------|--------|-----------------|--------|-----------------|------------|----------------|--------------|-----------------|------------|
| Name | Conc Unit | Avg. Conc. | Uptime | Maximum | | AAAQO Objective | Exceed No. | Maximum | | AAAQO Objective | Exceed No. |
| | | | | Conc | Time | | | Conc | Time | | |
| SO ₂ | ppb | < 1 | 100.0% | < 1 | Aug-3 | 48 | 0 | < 1 | Aug-08 13:00 | 172 | 0 |
| NO | ppb | 0.8 | 100.0% | 2.4 | Aug-27 | - | - | 22.4 | Aug-28 4:00 | - | - |
| NO ₂ | ppb | 4.7 | 100.0% | 8.8 | Aug-28 | - | - | 26.9 | Aug-02 22:00 | 159 | 0 |
| NO _x | ppb | 5.6 | 100.0% | 11.0 | Aug-28 | - | - | 35.4 | Aug-28 4:00 | - | - |
| O ₃ | ppb | 34 | 100.0% | 47 | Aug-3 | - | - | 68 | Aug-02 16:00 | 76 | 0 |
| CO | ppm | 0.2 | 100.0% | 0.3 | Aug-28 | - | - | 0.6 | Aug-31 13:00 | 13 | 0 |
| THC | ppm | 2.1 | 100.0% | 2.2 | Aug-27 | - | - | 3.3 | Aug-27 0:00 | - | - |
| PM _{2.5} | µg/m ³ | 11 | 99.5% | 33 | Aug-17 | 29 | 1 | 78 | Aug-17 14:00 | 80 | 0 |

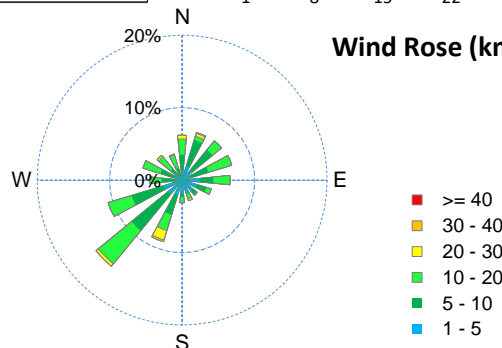
Air Quality Health Index (AQHI)



Instrument Uptime (%)

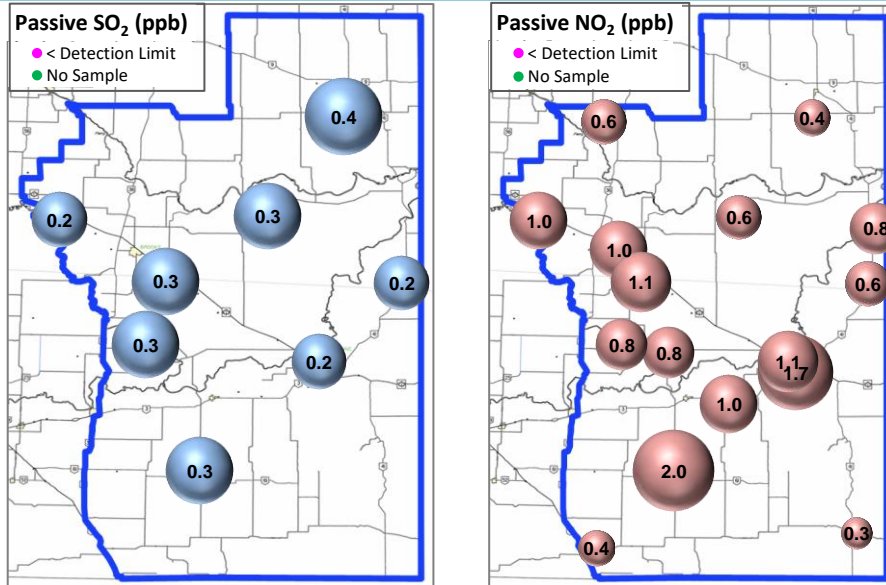


Wind Rose (km/hr)



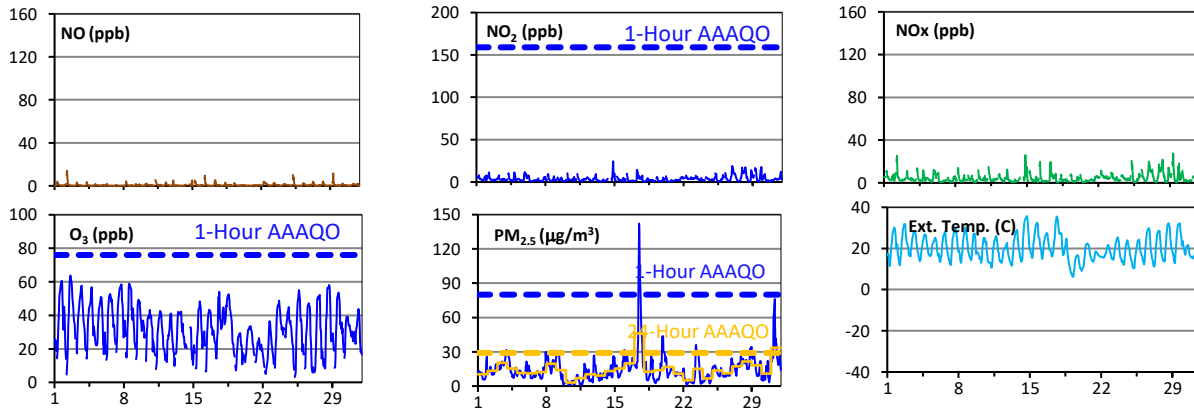
Palliser Airshed Society - August 2023 Summary Report

Passive Sampling Results

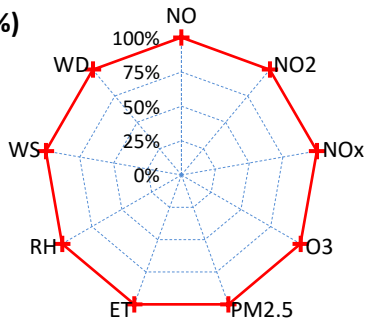


Continuous Sampling Results - Taber Airpointer

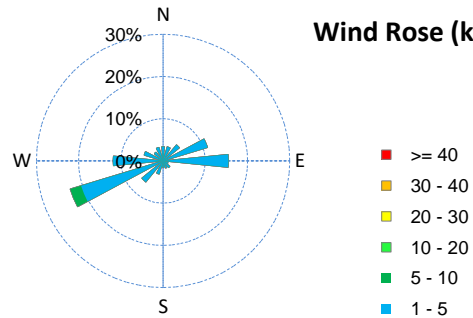
| Pollutants | Conc Unit | Month Records | | 24-Hour Records | | | | 1-Hour Records | | | |
|-------------------|-----------|---------------|--------|-----------------|--------|-----------------|------------|----------------|--------------|-----------------|------------|
| | | Avg. Conc. | Uptime | Maximum | | AAAQO Objective | Exceed No. | Maximum | | AAAQO Objective | Exceed No. |
| | | | | Conc | Time | | | Conc | Time | | |
| NO | ppb | 0.8 | 100.0% | 1.8 | Aug-2 | - | - | 14.1 | Aug-02 7:00 | - | - |
| NO ₂ | ppb | 3.6 | 100.0% | 7.3 | Aug-28 | - | - | 24.5 | Aug-14 21:00 | 159 | 0 |
| NO _x | ppb | 4.4 | 100.0% | 8.1 | Aug-29 | - | - | 27.6 | Aug-29 8:00 | - | - |
| O ₃ | ppb | 32 | 100.0% | 42 | Aug-18 | - | - | 64 | Aug-02 15:00 | 76 | 0 |
| PM _{2.5} | ug/m3 | 15 | 100.0% | 46 | Aug-17 | 29 | 2 | 142 | Aug-17 12:00 | 80 | 5 |



Uptime (%)



Wind Rose (km/hr)

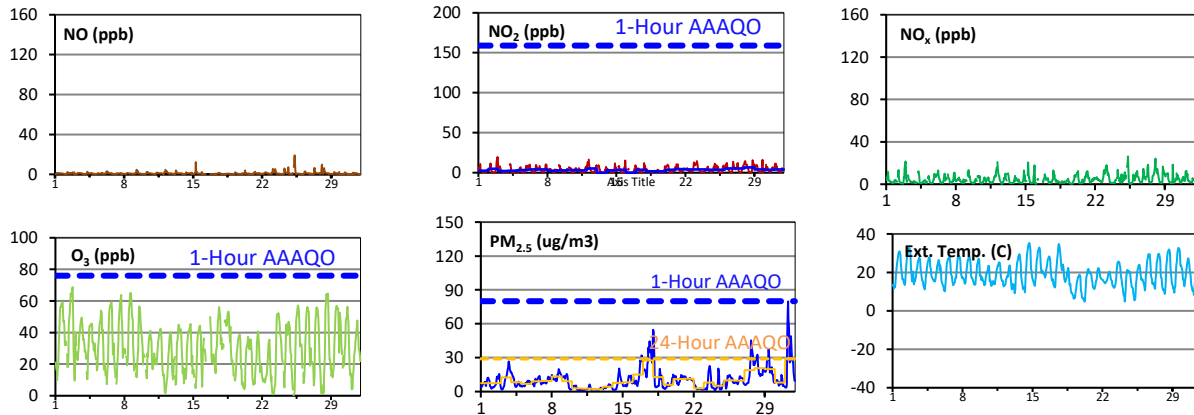


Palliser Airshed Society - August 2023 Summary Report

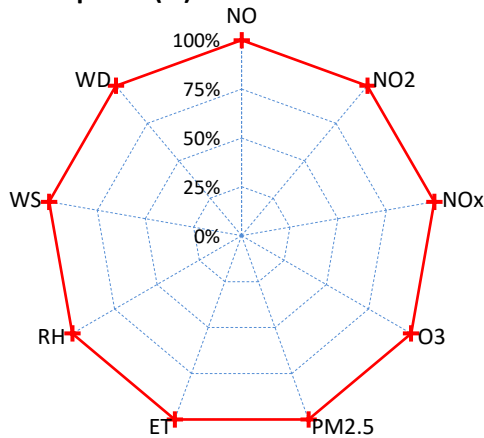
Continuous Sampling Results - Brooks

| Pollutants | | Month Records | | 24-Hour Records | | | | 1-Hour Records | | | |
|-------------------|-----------|---------------|--------|-----------------|--------|-----------------|------------|----------------|--------------|-----------------|------------|
| Name | Conc Unit | Avg. Conc. | Uptime | Maximum | | AAAQO Objective | Exceed No. | Maximum | | AAAQO Objective | Exceed No. |
| | | | | Conc | Time | | | Conc | Time | | |
| NO | ppb | 1.0 | 100.0% | 2.9 | Aug-25 | - | - | 19.1 | Aug-25 8:00 | - | - |
| NO ₂ | ppb | 3.6 | 100.0% | 6.6 | Aug-28 | - | - | 19.6 | Aug-02 23:00 | 159 | 0 |
| NO _x | ppb | 4.7 | 100.0% | 8.8 | Aug-28 | - | - | 26.3 | Aug-25 8:00 | - | - |
| O ₃ | ppb | 31 | 100.0% | 41 | Aug-2 | - | - | 69 | Aug-02 18:00 | 76 | 0 |
| PM _{2.5} | ug/m3 | 11 | 100.0% | 29 | Aug-31 | 29 | 1 | 80 | Aug-31 8:00 | 80 | 0 |

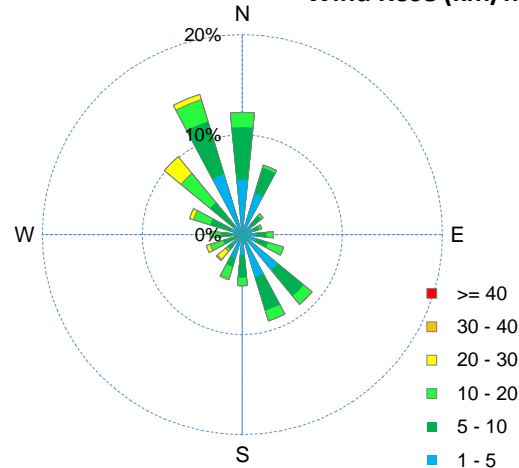
* Dotted lines are for AAAQO limits and solid lines are for averages.



Instrument Uptime (%)



Wind Rose (km/hr)



Monthly Update

*All data has been validated; data may change after validation process.

*The measured ambient concentrations of all parameters are within the AAAQO with the exception of PM_{2.5}

PM_{2.5} exceedances recorded at Crescent Heights, one 24-hour. PM_{2.5} exceedances recorded at Taber, two 24-hour and five 1-hour.

PM_{2.5} exceedances recorded at Brooks, one 24-hour.

*All compliance parameters at Crescent Heights, Taber and Brooks had > 90% operational uptime.