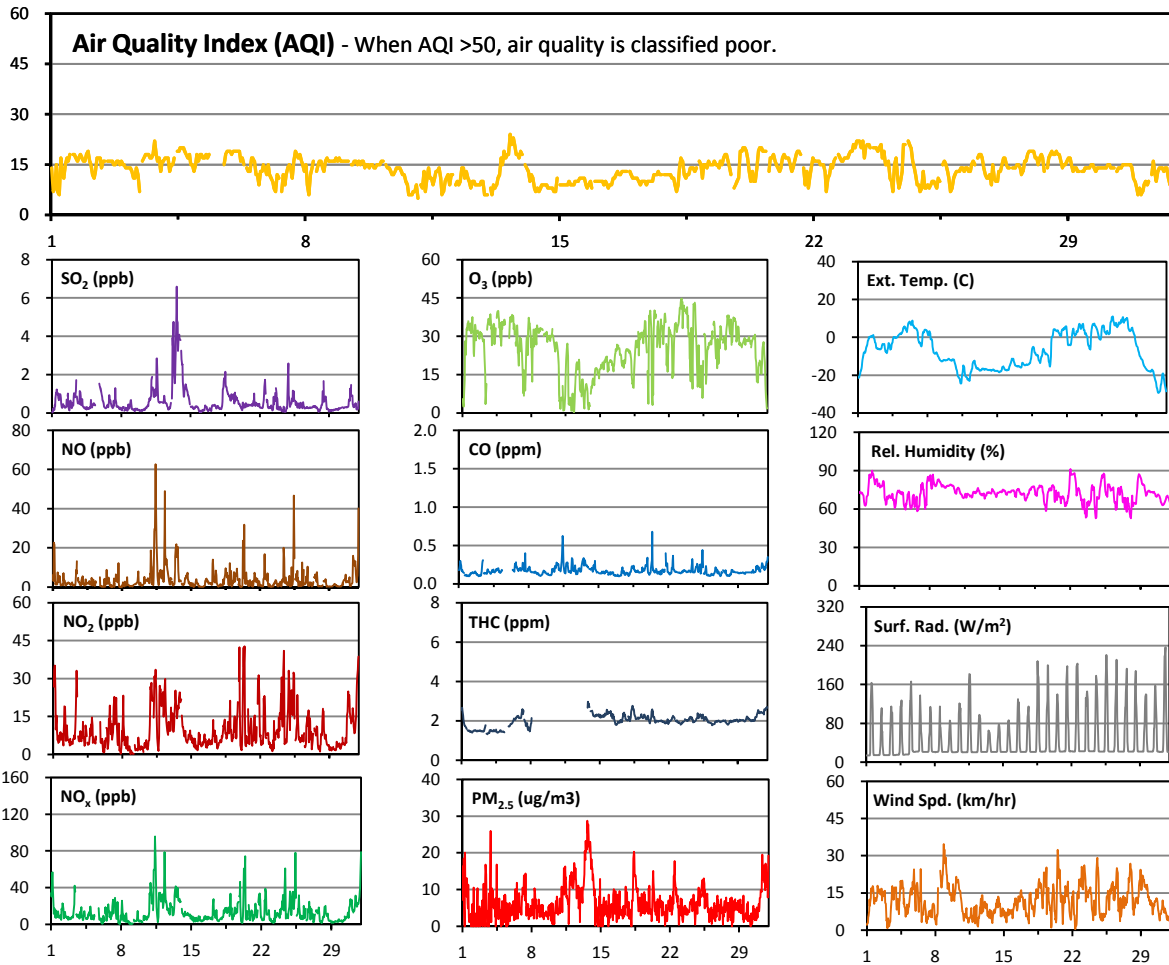


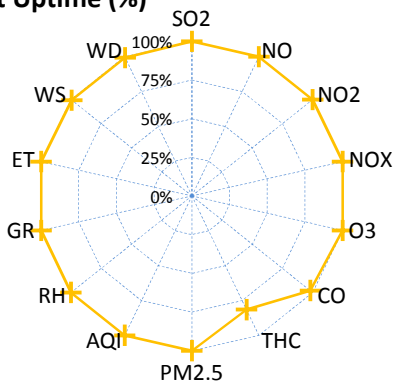
Palliser Airshed Society - January 2011 Summary Report

Continuous Sampling Results - Crescent Heights Station

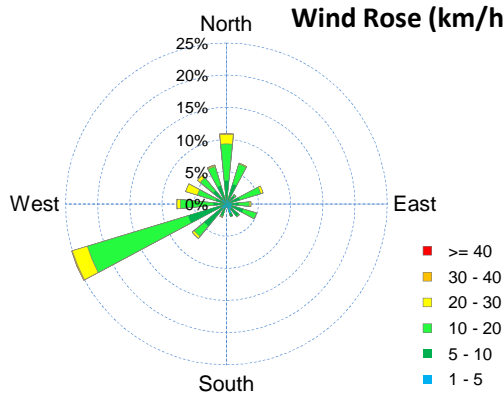
Pollutants	Month Records			24-Hour Records				1-Hour Records				
	Name	Conc Unit	Avg. Conc.	Uptime	Maximum		AAAQO	Exceed	Maximum		AAAQO	Exceed
					Conc	Time	Objective		Conc	Time	Objective	
SO ₂	ppb	0.6	100.0%	3.5	Jan-13	57	0	6.6	Jan-13 14:00	172	0	
NO	ppb	4	100.0%	14	Jan-11	-	-	63	Jan-11 9:00	-	-	
NO ₂	ppb	10	100.0%	19	Jan-11	106	0	43	Jan-20 9:00	212	0	
NO _x	ppb	14	100.0%	34	Jan-11	-	-	96	Jan-11 9:00	-	-	
O ₃	ppb	25	100.0%	39	Jan-23	-	-	45	Jan-23 6:00	82	0	
CO	ppm	0.2	98.0%	0.3	Jan-11	-	-	0.7	Jan-20 9:00	13	0	
THC	ppm	2.0	81.6%	2.5	Jan-31	-	-	3.0	Jan-13 19:00	-	-	
PM _{2.5}	µg/m ³	6.3	100.0%	18.3	Jan-13	30	0	28.7	Jan-13 15:00	-	-	



Instrument Uptime (%)

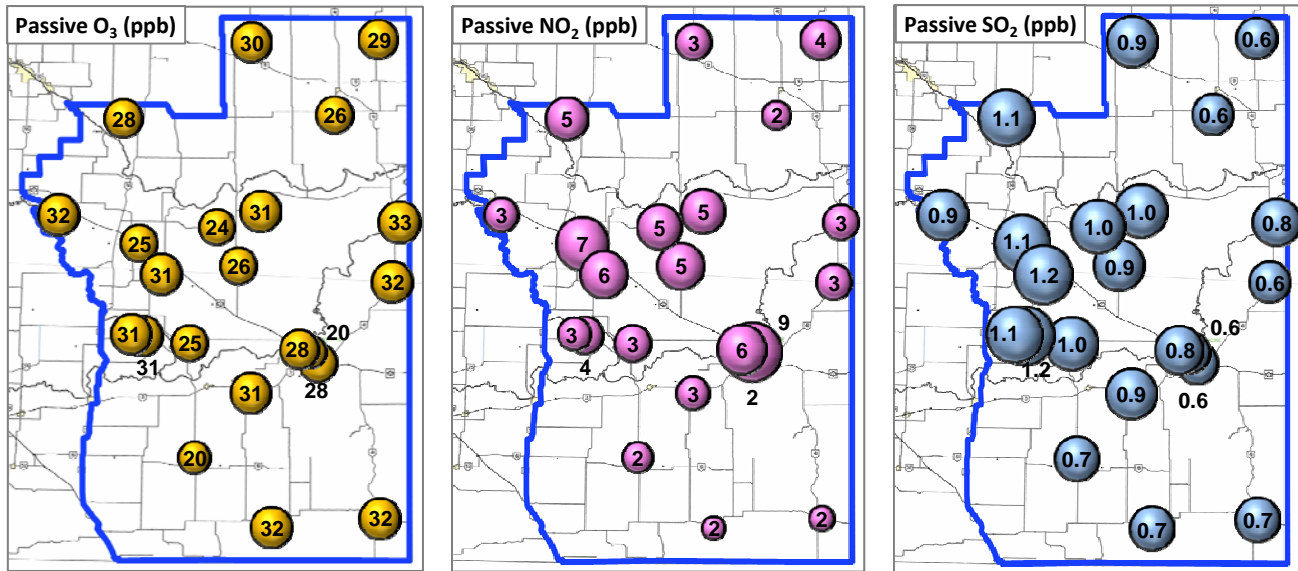


Wind Rose (km/hr)



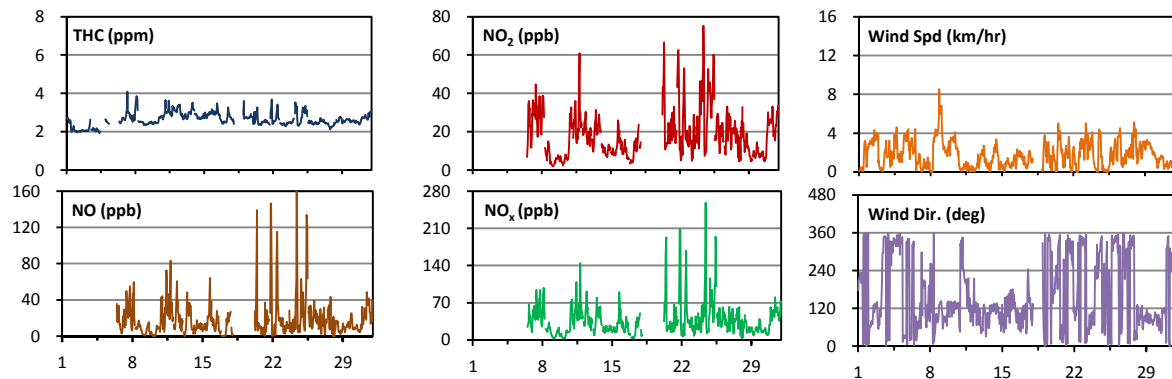
Palliser Airshed Society - January 2011 Summary Report

Passive Sampling Results

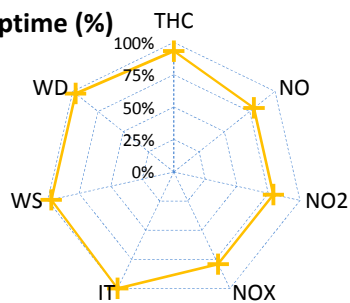


Rover Station Sampling Results - Firehall, Medicine Hat

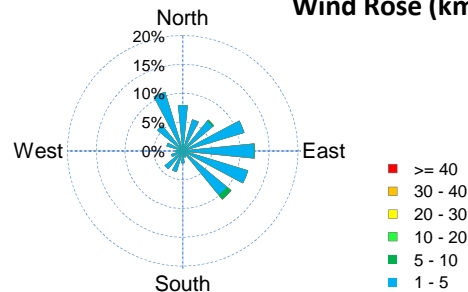
Pollutants	Month Records			24-Hour Records				1-Hour Records				
	Name	Conc Unit	Avg. Conc.	Uptime	Maximum		AAAQO Objective	Exceed No.	Maximum		AAAQO Objective	Exceed No.
					Conc	Time			Conc	Time		
THC	ppm	2.6	93.3%	3.2	Jan-11	-	-	4.1	Jan-07 4:00	-	-	
NO	ppb	19	79.4%	40	Jan-21	-	-	183	Jan-24 9:00	-	-	
NO ₂	ppb	18	79.1%	36	Jan-24	106	0	75	Jan-24 9:00	212	0	
NO _x	ppb	37	79.2%	75	Jan-24	-	-	258	Jan-24 9:00	-	-	



Instrument Uptime (%)



Wind Rose (km/hr)



Monthly Update

* Twenty-two passive sampling sites were collected from January for the year 2011. Two CNRL sites joined the PAS network.

* The Firehall station started NO/NO₂/NO_x monitoring from January 2, 2011.

* The PAS website address is www.palliserairshed.com