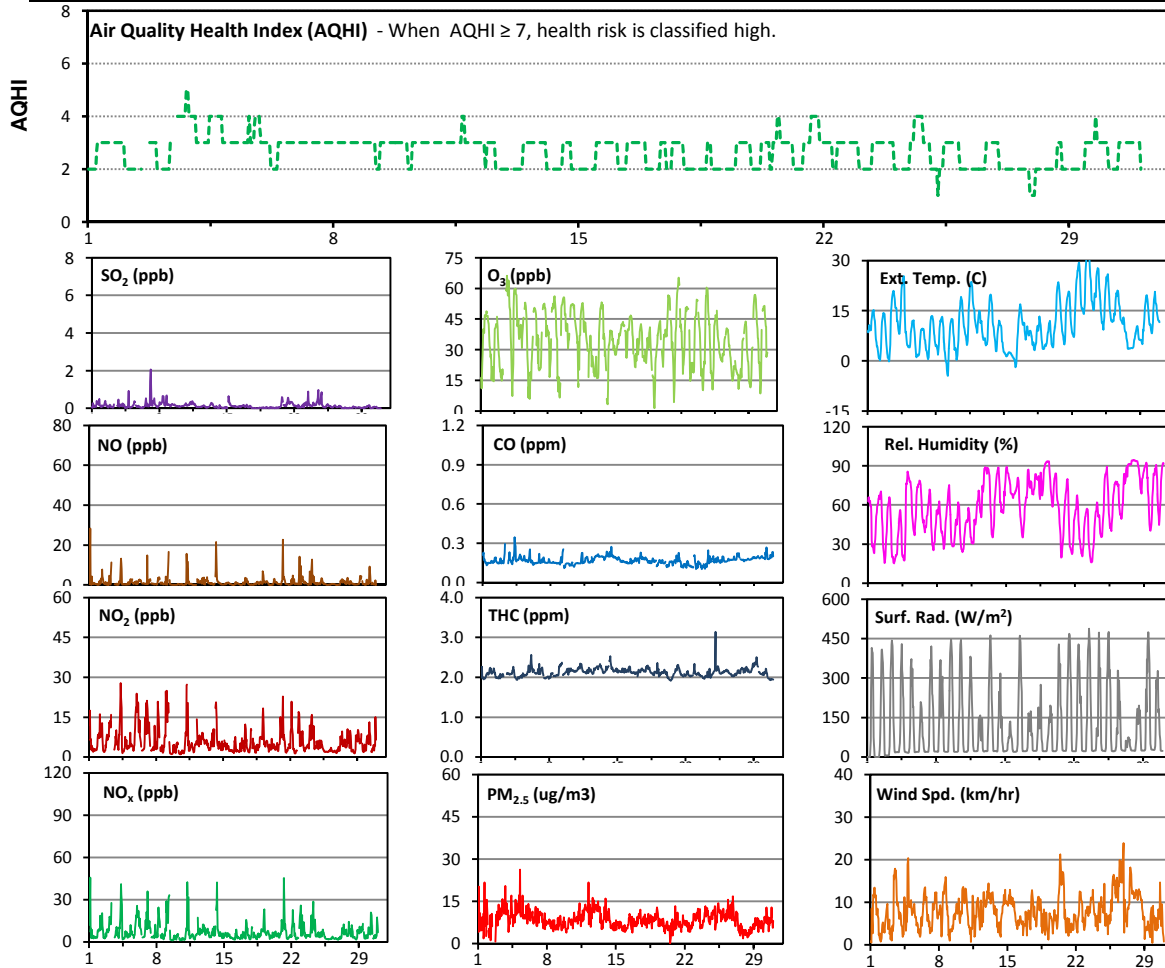


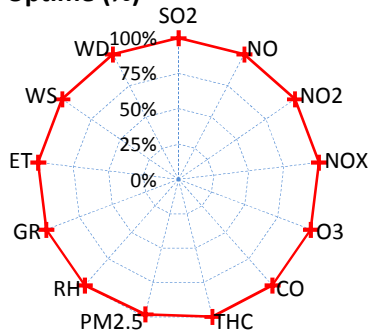
Palliser Airshed Society - April 2012 Summary Report

Continuous Sampling Results - Crescent Heights Station

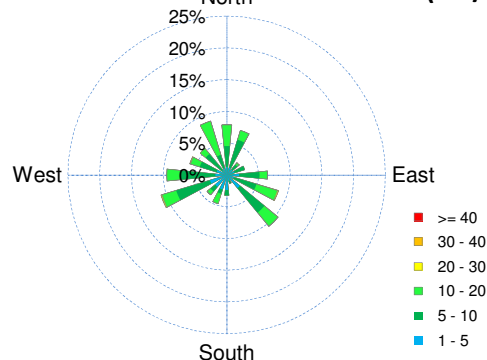
Pollutants		Month Records		24-Hour Records				1-Hour Records			
Name	Conc Unit	Avg. Conc.	Uptime	Maximum		AAAQO Objective	Exceed No.	Maximum		AAAQO Objective	Exceed No.
				Conc	Time			Conc	Time		
SO ₂	ppb	0.1	100.0%	0.4	Apr-7	48	0	2.1	Apr-07 3:00	172	0
NO	ppb	1	100.0%	3	Apr-24	-	-	28	Apr-01 3:00	-	-
NO ₂	ppb	6	100.0%	9	Apr-6	-	-	28	Apr-04 8:00	159	0
NO _x	ppb	7	100.0%	11	Apr-6	-	-	46	Apr-01 3:00	-	-
O ₃	ppb	35	100.0%	45	Apr-10	-	-	66	Apr-03 18:00	82	0
CO	ppm	0.2	100.0%	0.2	Apr-30	-	-	0.3	Apr-04 8:00	13	0
THC	ppm	2.1	100.0%	2.2	Apr-14	-	-	3.1	Apr-25 2:00	-	-
PM _{2.5}	µg/m ³	8.5	98.2%	12.5	Apr-12	30	0	26.2	Apr-05 7:00	-	-



Instrument Uptime (%)

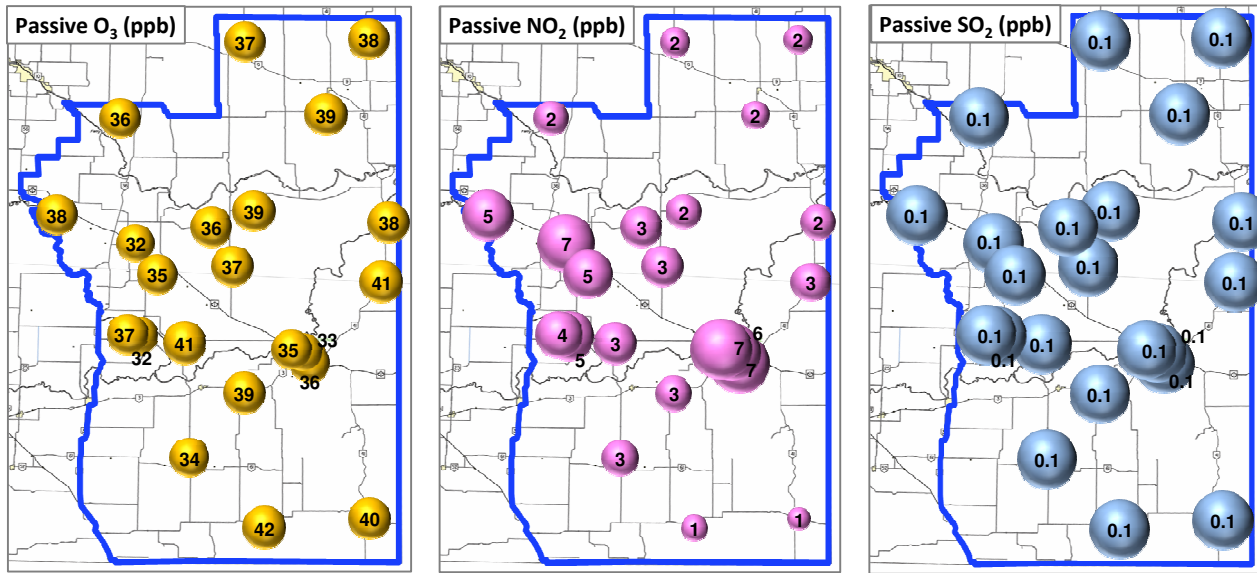


Wind Rose (km/hr)



Palliser Airshed Society - April 2012 Summary Report

Passive Sampling Results



Monthly Update

- * All data has been slope, intercept, and baseline corrected. Data may change after validation process.
- * The measured ambient concentrations of all parameters are within the AAAQO for the month of April 2012.
- * All compliance parameters are above 90% operational for the month of April 2012.
- * Routine calibration was performed on April 3, 2012.
- * The operational issues during the month of April include the PM_{2.5} analyzer malfunctioning intermittently on April 1 and 2. The analyzer was repaired on April 2, and functioned normally the remainder of the month.