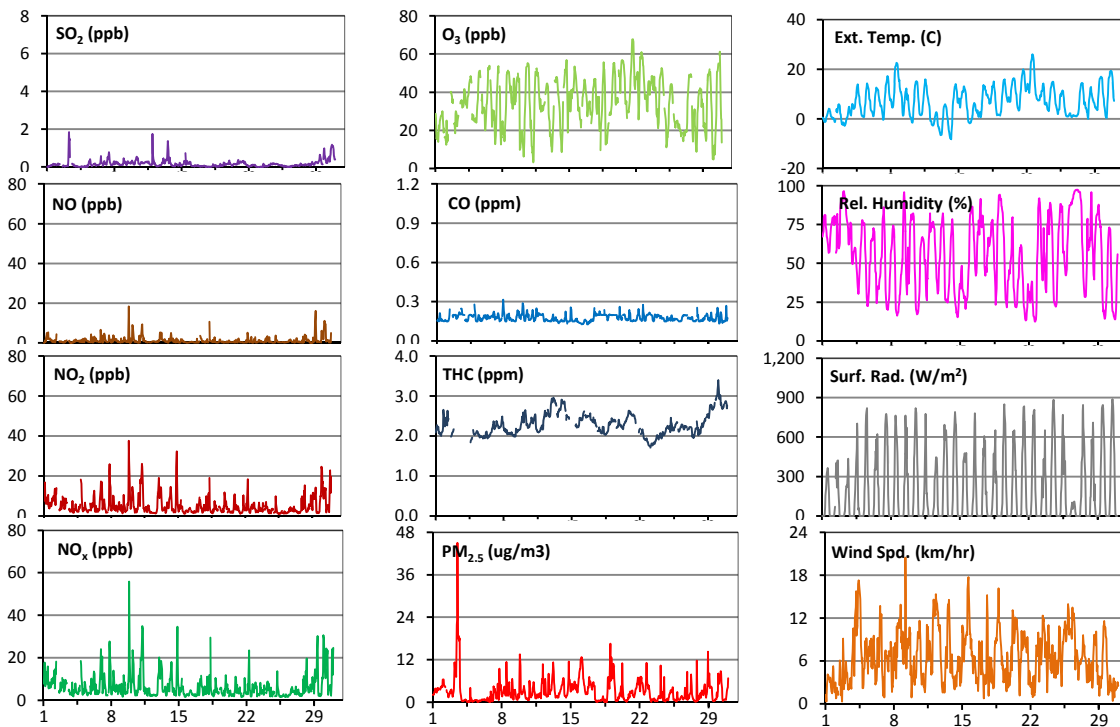
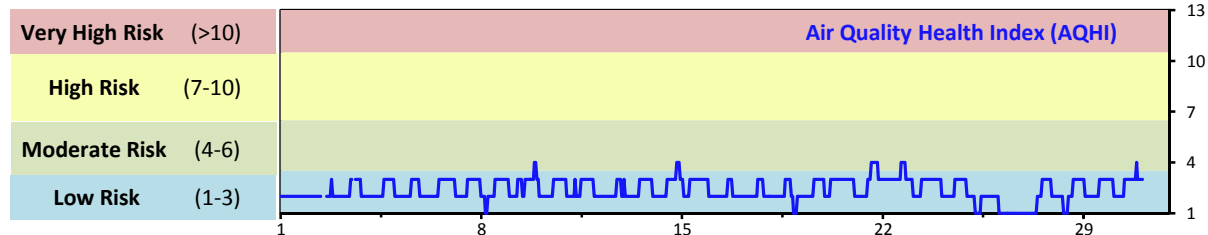


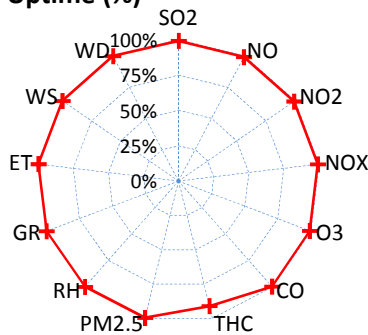
Palliser Airshed Society - April 2014 Summary Report

Continuous Sampling Results - Crescent Heights Station

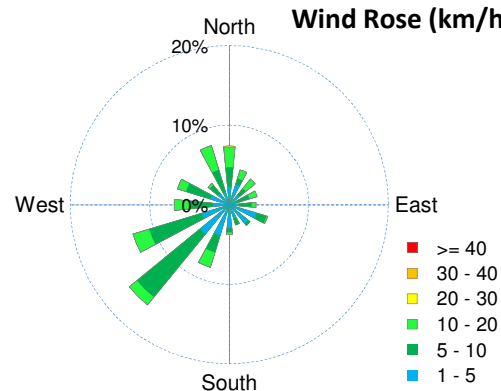
Pollutants	Month Records			24-Hour Records				1-Hour Records				
	Name	Conc Unit	Avg. Conc.	Uptime	Maximum		AAAQO Objective	Exceed No.	Maximum		AAAQO Objective	Exceed No.
					Conc	Time			Conc	Time		
SO ₂	ppb	0.2	99.2%	0.6	Apr-30	48	0	1.8	Apr-03 7:00	172	0	
NO	ppb	1.3	99.2%	3.8	Apr-30	-	-	18.3	Apr-09 21:00	-	-	
NO ₂	ppb	5.3	99.2%	11.1	Apr-30	-	-	37.6	Apr-09 21:00	159	0	
NO _x	ppb	6.5	99.2%	14.9	Apr-30	-	-	55.8	Apr-09 21:00	-	-	
O ₃	ppb	34	99.2%	48	Apr-22	-	-	68	Apr-21 16:00	82	0	
CO	ppm	0.2	99.6%	0.2	Apr-3	-	-	0.3	Apr-07 20:00	13	0	
THC	ppm	2.3	91.0%	2.9	Apr-30	-	-	3.4	Apr-30 2:00	-	-	
PM _{2.5}	µg/m ³	3	99.6%	11	Apr-3	30	0	45	Apr-03 13:00	-	-	



Instrument Uptime (%)

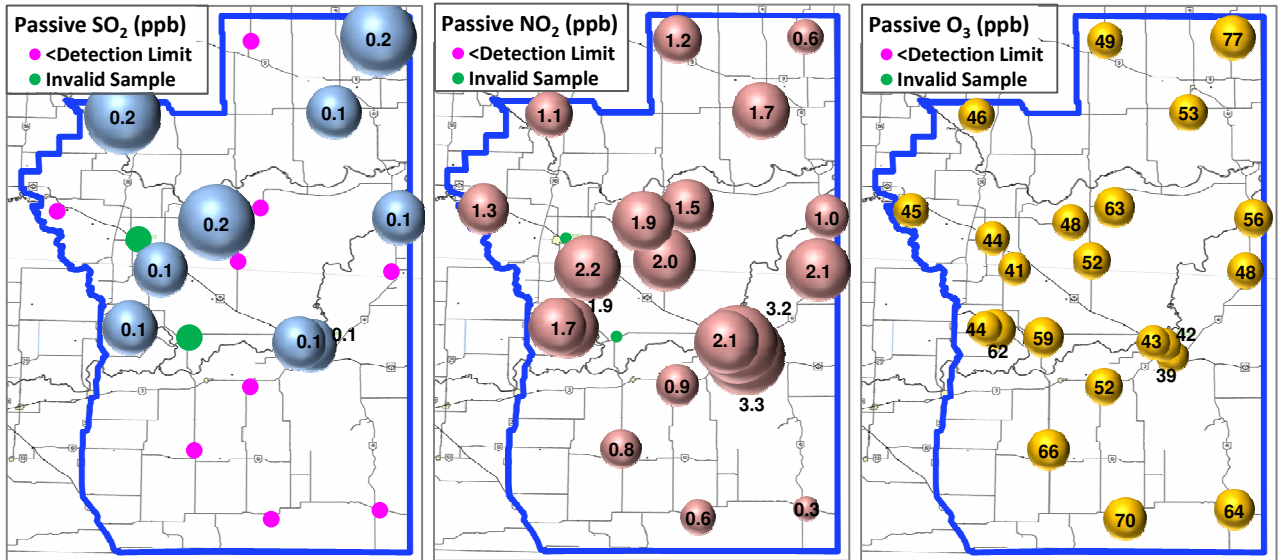


Wind Rose (km/hr)



Palliser Airshed Society - April 2014 Summary Report

Passive Sampling Results



Monthly Update

*All data has been slope, intercept, and baseline corrected. Data may change after validation process.

*The measured ambient concentrations of all parameters are within the AAAQO.

*All compliance parameters are above 90% operational.

*Operational issues include: 58 hours of THC data is flagged as "analyzer failure" throughout the month. The zero air generator continues to disrupt the THC analyzer, a new zero air generator has been ordered and will be installed once it has been received. Technicians continue to closely monitor this equipment. 2 hours of data for all parameters is flagged as "maintenance" prior to the calibration on Apr 2, while Technicians re-installed the data logger (it had been removed in February for calibration). In addition, 4 hours of data for SO₂, NO/NO₂/NO_x, O₃ and THC, and 1 hour of CO data, is flagged as "maintenance" on Apr 3 while the THC analyzer was worked on.