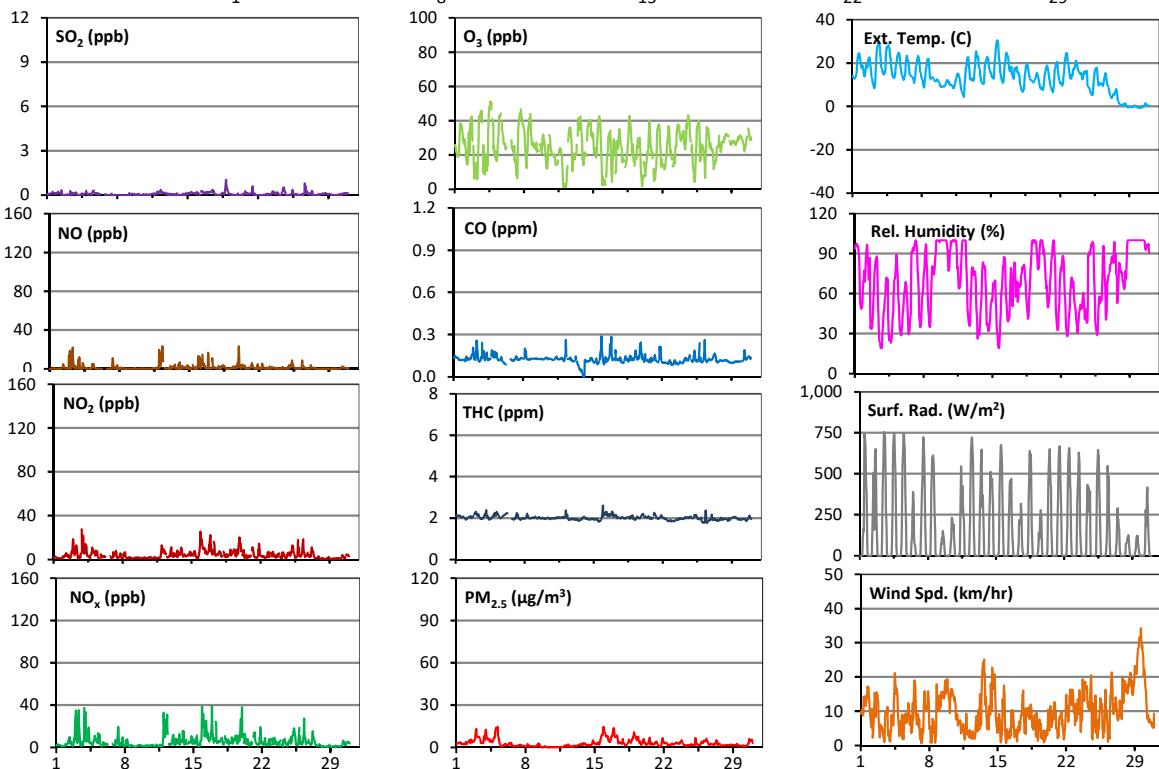
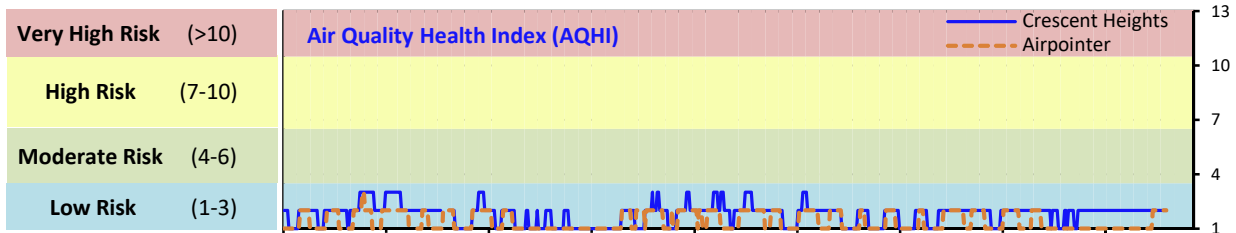


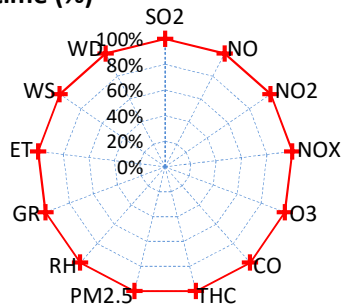
Palliser Airshed Society - September 2019 Summary Report

Continuous Sampling Results - Crescent Heights Station

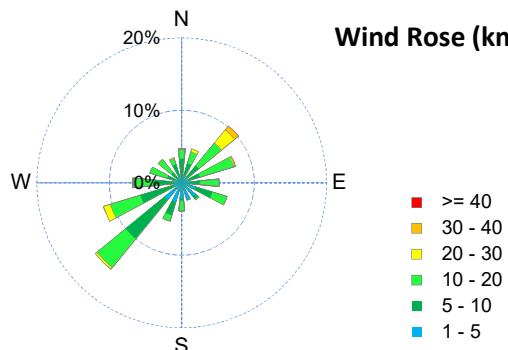
Pollutants		Month Records		24-Hour Records				1-Hour Records			
Name	Conc Unit	Avg. Conc.	Uptime	Maximum		AAAQO Objective	Exceed No.	Maximum		AAAQO Objective	Exceed No.
				Conc	Time			Conc	Time		
SO ₂	ppb	< 1	100.0%	< 1	Sep-18	48	0	1	Sep-18 20:00	172	0
NO	ppb	1.4	100.0%	5.1	Sep-3	-	-	23.4	Sep-12 8:00	-	-
NO ₂	ppb	4.3	100.0%	10.6	Sep-16	-	-	27.7	Sep-03 21:00	159	0
NO _x	ppb	5.7	100.0%	15.4	Sep-16	-	-	38.8	Sep-16 22:00	-	-
O ₃	ppb	25	100.0%	33	Sep-24	-	-	51	Sep-04 15:00	76	0
CO	ppm	0.1	100.0%	0.2	Sep-19	-	-	0.3	Sep-15 22:00	13	0
THC	ppm	2.0	100.0%	2.2	Sep-16	-	-	2.6	Sep-15 23:00	-	-
PM _{2.5}	µg/m ³	3	100.0%	8	Sep-16	29	0	15	Sep-15 22:00	80	0



Instrument Uptime (%)

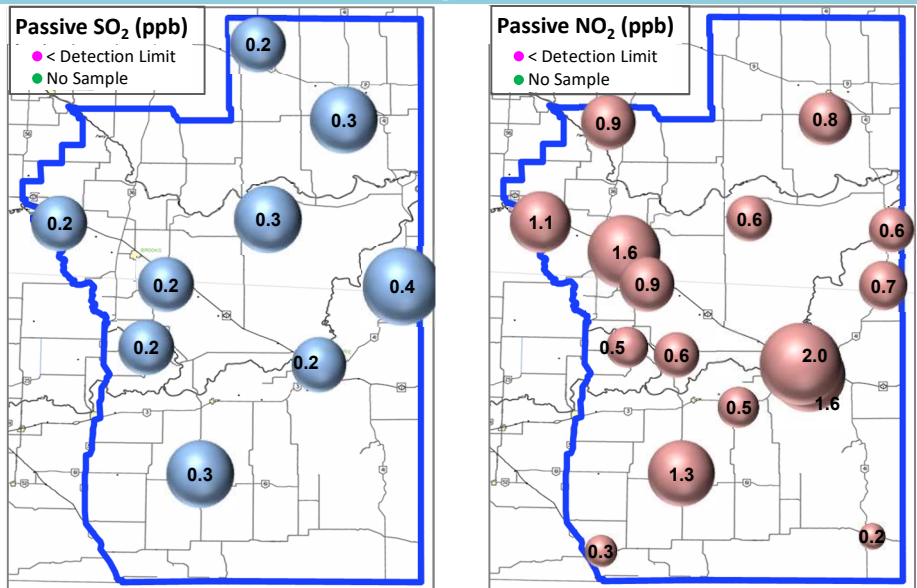


Wind Rose (km/hr)



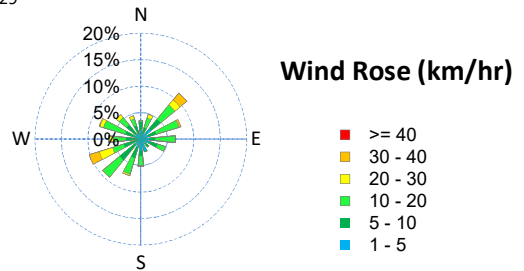
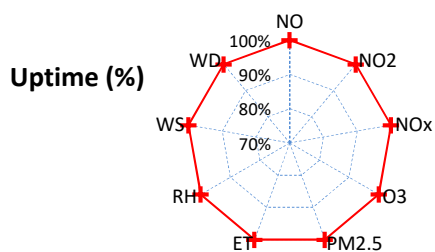
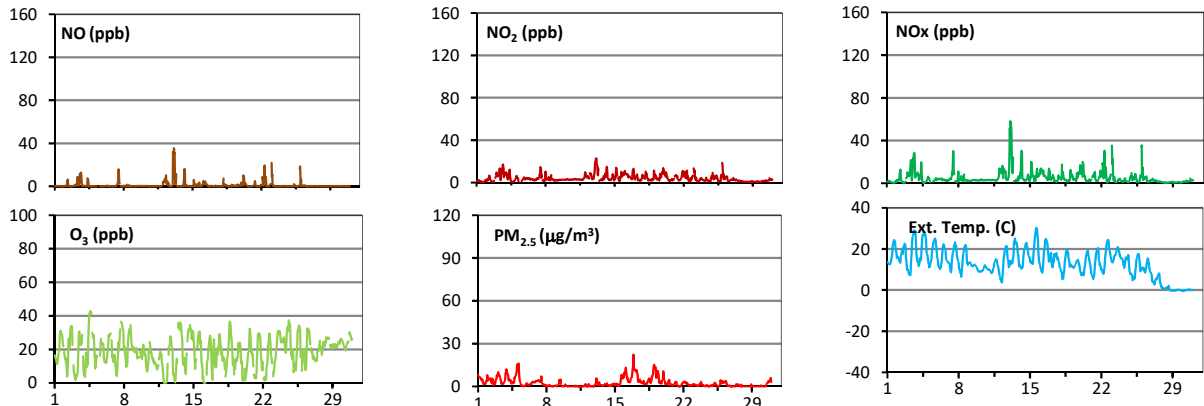
Palliser Airshed Society - September 2019 Summary Report

Passive Sampling Results



Continuous Sampling Results - Medicine Hat Trap Club

Pollutants	Conc Unit	Month Records		24-Hour Records				1-Hour Records			
		Avg. Conc.	Uptime	Maximum		AAAQO Objective	Exceed No.	Maximum		AAAQO Objective	Exceed No.
				Conc	Time			Conc	Time		
NO	ppb	1.2	100.0%	7.4	Sep-13	-	-	35.5	Sep-13 3:00	-	-
NO ₂	ppb	4.0	100.0%	8.9	Sep-3	-	-	22.8	Sep-13 4:00	159	0
NO _x	ppb	5.2	100.0%	15.9	Sep-13	-	-	58.1	Sep-13 3:00	-	-
O ₃	ppb	19	100.0%	26	Sep-24	-	-	43	Sep-04 15:00	76	0
PM _{2.5}	ug/m ³	3	100.0%	8	Sep-16	29	0	22	Sep-16 22:00	80	4



Monthly Update

- *All data has been validated; data may change after validation process.
- *The measured ambient concentrations of all parameters are within the AAAQO.
- *All compliance parameters had > 90% operational uptime.